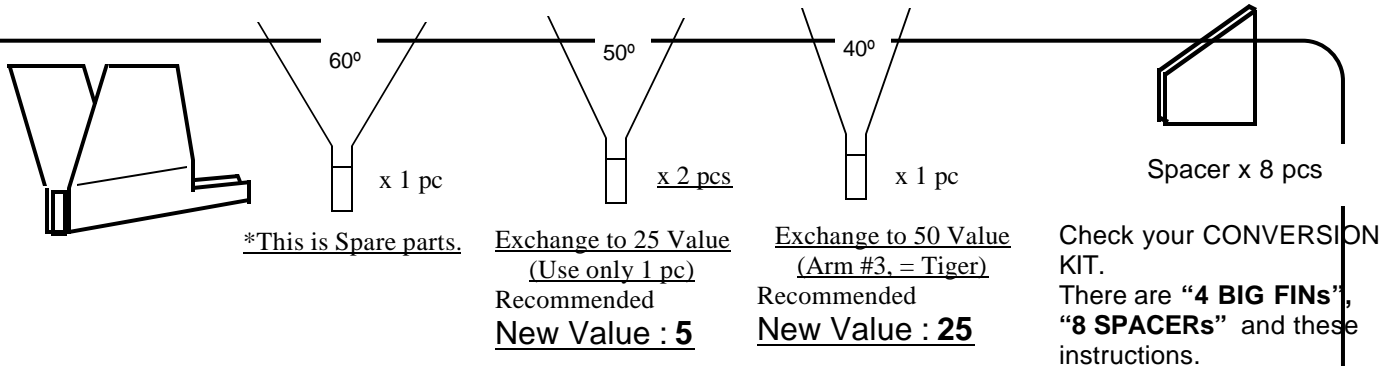
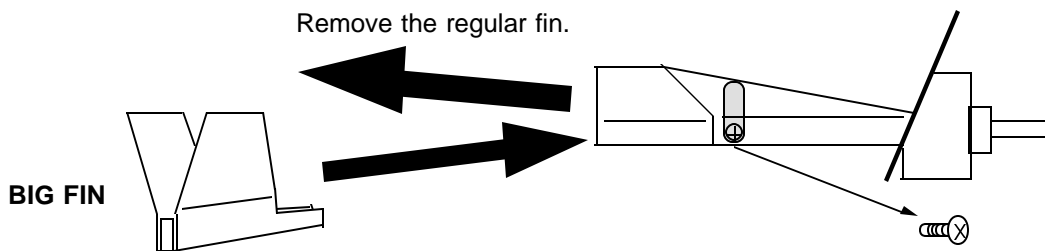


# COIN CIRCUS “Big Fin Version”

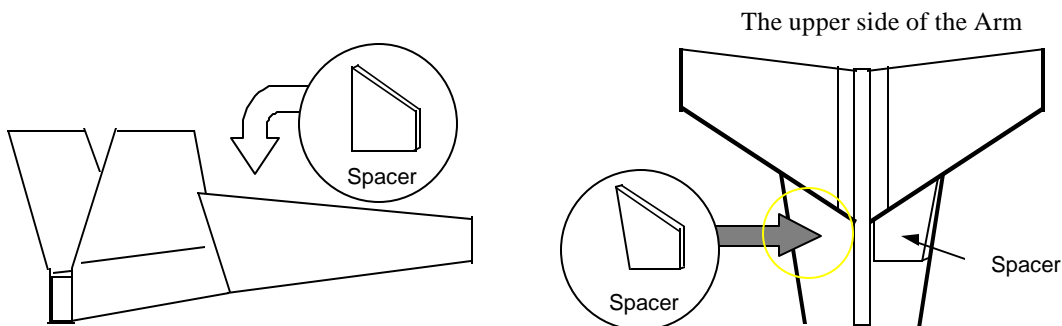
## CONVERSION INSTRUCTIONS - Case of “MIX FIN” -



- 1) Take off screws and remove the regular fin from Arm #1(Man) and Arm #3(Tiger). Then replace the “**BIG FIN**” on the Arm in exact location.



- 2) Put on “**SPACERS**” inside the Arm as



- 3) We recommend change the ticket values as

**DIP SW 5 (SW51 to SW58)**

CONTENTS / SWITCH NUMBER	sw51	sw52	sw53	sw54	sw55	sw56	sw57	sw58
<b>Arm #1 (Man) = 5 tickets</b>	<b>OFF</b>	<b>OFF</b>						
Arm #2 (Elephant) = 50 tickets (Same as original)			ON	ON				
<b>Arm #3 (Tiger) = 25 tickets</b>					<b>OFF</b>	<b>ON</b>		
Arm #4 (Clown) = 100 tickets (Same as original)							ON	ON

**NOTE.** See COIN CIRCUS OPERATING MANUAL page