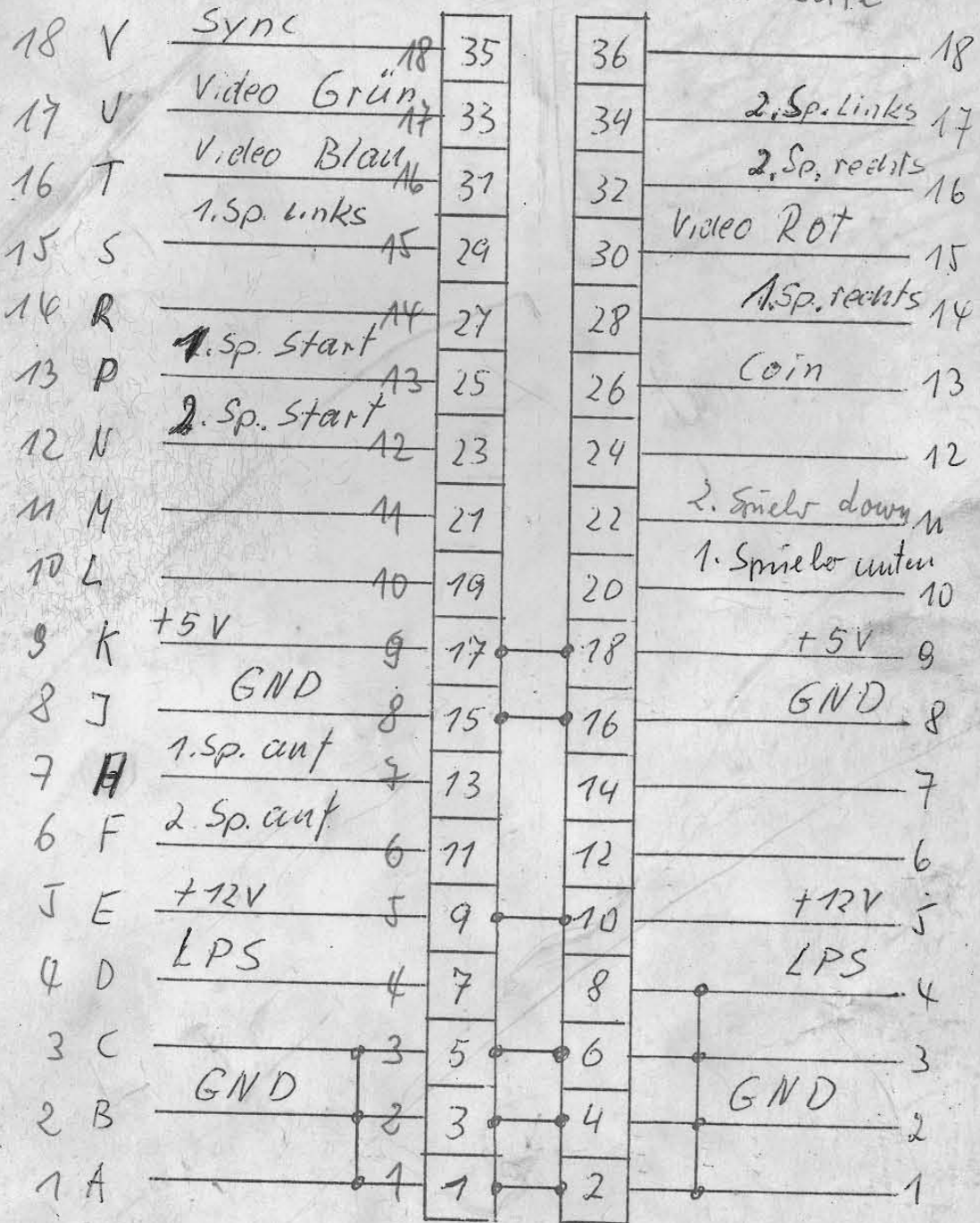


CRUSH - ROLLER

Best. Seite



Bestückungsseite

CRUSH ROLLER

DIP SW

NO.	1	2	3	4	5	
	OFF	OFF				2 Coin 1 Play
	ON	OFF				1 Coin 2 Play
	OFF	ON				1 Coin 1 Play
	ON	ON				Free Play
			OFF	OFF		Number of Painters 6
			ON	OFF		" " 5
			OFF	ON		" " 4
			ON	ON		" " 3
					OFF	Easy Play at the first Pattern
					ON	Difficult Play at the first Pattern





DIP SW "8 ON" Hold

" NO.7 ON FOR "UPRIGHT"


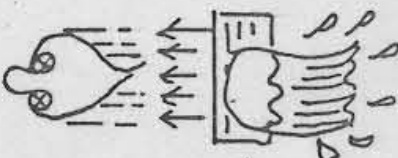
" NO.7 OFF FOR "TABLE"

" NO.6 NON-USE.






CRUSH ROLLER

-  Use the lever to control and paint over the paths.
-  Repaint over the footprints of animals and other pets that will dirty the paths you just painted.
-  If you are caught 3 times by the Pests, game is over.
- 10,000 points gives you another 

HOW TO USE THE ROLLER

Look out! Get on the Roller and escape.	Squash the pest using the chance Roller.
	

BONUS POINT

- Squash the  using the Roller! ?Points
- Painting over the  .  .  will give you 1,000 points.
- Repaint over the footprints  for 10 Points.