



DARK ADVENTURE

DARK ADVENTURE

DARK ADVENTURE



815 Mittel Drive, Wood Dale, Illinois 60191
Telephone: (312) 595-1443, Telex: 6871385 KONAM UW, Fax: (312) 595-2973
For Technical Assistance Call Toll Free (800) 222-6181 (Outside Illinois)

DARK ADVENTURE™ is a registered trademark of Konami Inc. © 1987 Konami Inc.

 **KONAMI®** is a trademark of Konami Industry Co., Ltd.

DARK ADVENTURE: WIRING HARNESS

DARK ADVENTURE: SUB HARNESSES

WIRE COLOR KEY:		Solder Side		Parts Side	
BLACK	GND	A	1	GND	BLACK
BLACK	GND	B	2	GND	BLACK
RED	+ 5V DC	C	3	+ 5V DC	RED
RED	+ 5V DC	D	4	+ 5V DC	RED
		E	5		
ORANGE	+ 12V DC	F	6	+ 12V DC	ORANGE
	*KEY	H	7	*KEY	
BROWN/YELLOW	COIN COUNTER 2	J	8	COIN COUNTER 1	GREEN/GRAY
		K	9		
		L	10		
		M	11		
WHITE/GREEN	VIDEO GREEN	N	12	VIDEO RED	RED/WHITE
WHITE	VIDEO SYNC	P	13	VIDEO BLUE	BLUE/WHITE
		R	14	VIDEO GROUND	BLACK
		S	15		
VIOLET/WHITE	COIN 2	T	16	COIN 1	BLUE/BROWN
		U	17	MAP	PINK/YELLOW
BLUE/YELLOW	2P UP	V	18	1P UP	ORANGE/WHITE
VIOLET/YELLOW	2P DOWN	W	19	1P DOWN	BLACK/WHITE
ORANGE/GREEN	2P LEFT	X	20	1P LEFT	RED/GRAY
ORANGE/YELLOW	2P RIGHT	Y	21	1P RIGHT	GRAY/WHITE
BLACK/YELLOW	2P JUMP/START	Z	22	1P JUMP/START	PINK/WHITE
ORANGE/GRAY	2P ATTACK	a	23	1P ATTACK	GREEN/BROWN
BROWN/WHITE	2P DYNAMITE	b	24	1P DYNAMITE	RED/BROWN
		c	25		
		d	26		
BLACK	GND	e	27	GND	BLACK
BLACK	GND	f	28	GND	BLACK

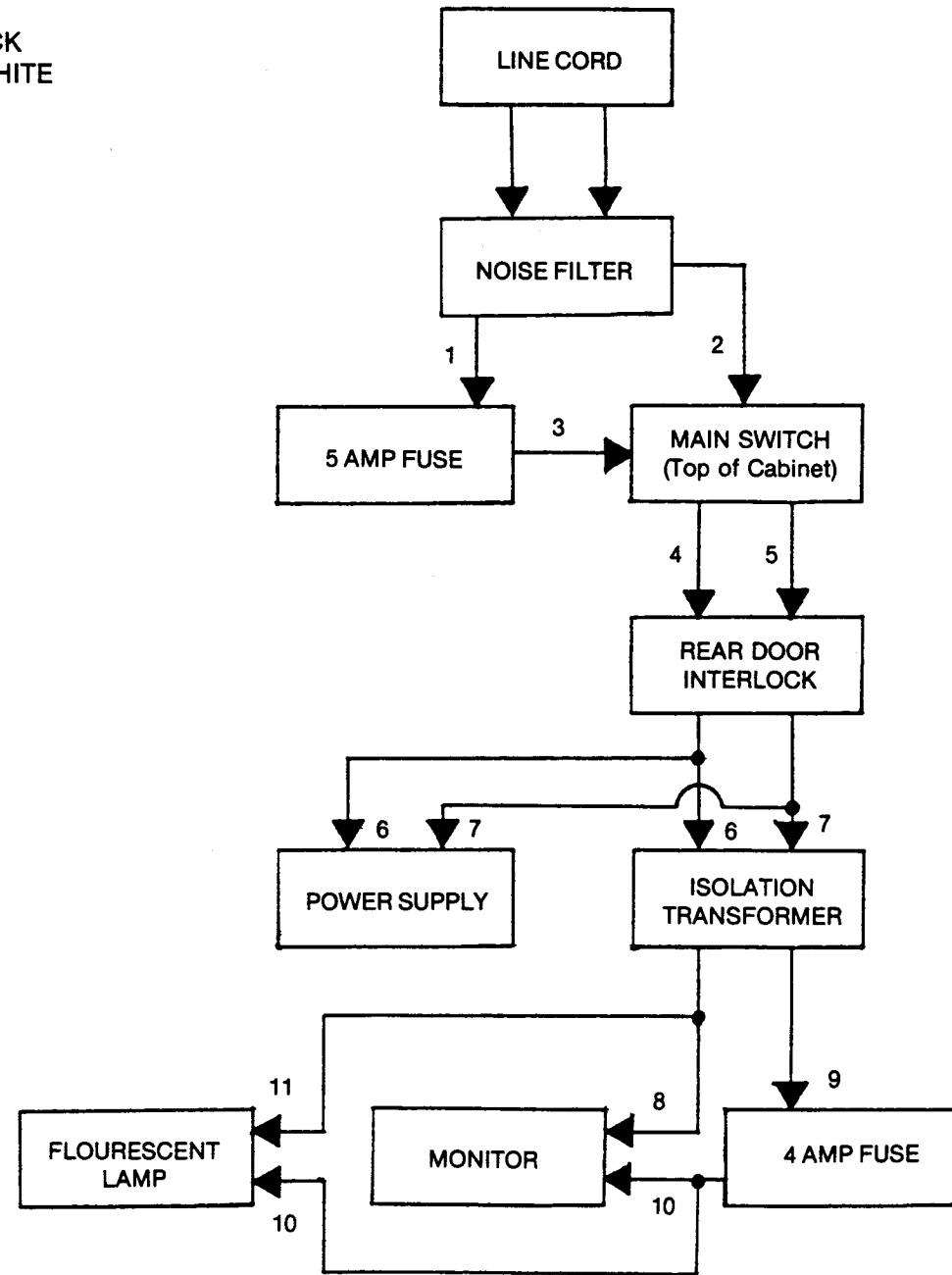
(BASE COLOR/LINE COLOR)

CN3 3P CONTROLS (JST)	1	COIN 3	RED
	2		
	3	3P LEFT	WHITE/RED
	4	3P RIGHT	WHITE/YELLOW
	5	3P UP	WHITE/BLACK
	6	3P DOWN	WHITE/BLUE
	7	3P JUMP/START	WHITE/BROWN
	8	3P ATTACK	WHITE/ORANGE
	9	3P DYNAMITE	WHITE/GRAY
	10		
	11		
	12	COIN COUNTER 3	BLUE
	13		
	14		
	15	GROUND	BLACK

CN8 SPEAKER OUTPUT (JST)	1	SPEAKER +	WHITE
	2	SPEAKER -	BLACK
	3	SPEAKER -	BLACK
	4	SPEAKER +	GRAY

DARK ADVENTURE: AC FLOW CHART

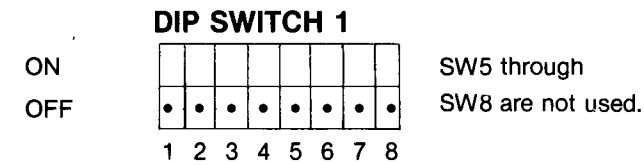
- 1. GREEN/YELLOW
- 2. BLACK
- 3. RED
- 4. BLUE
- 5. BROWN
- 6. RED/BLACK
- 7. BLACK/WHITE
- 8. WHITE
- 9. GREEN
- 10. VIOLET
- 11. ORANGE



DIP SWITCH SETTINGS

DIP SWITCH NO. 1 SETTINGS

SW	1	2	3	4	COIN	CREDIT
•	OFF	OFF	OFF	OFF	1	1
	ON	OFF			1	2
	OFF	ON			1	3
	ON	ON			1	4
	OFF	OFF	ON	OFF	1	5
	ON	OFF			1	6
	OFF	ON			1	7
	ON	ON			2	1
	OFF	OFF	OFF	ON	2	3
	ON	OFF			2	5
	OFF	ON			3	1
	ON	ON			3	2
	OFF	OFF	ON	ON	3	4
	ON	OFF			4	1
OFF	ON			4	3	
ON	ON			INVALID		



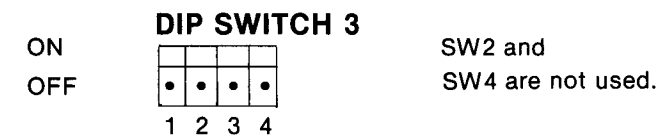
DIP SWITCH NO. 3 SETTINGS

1. VIDEO SCREEN FLIP

SW	1	FLIP
•	OFF	NORMAL
	ON	UPSIDE DOWN

2. CHANGE OF MODE

SW	3	MODE
•	OFF	GAME MODE
	ON	CHECK MODE



DIP SWITCH NO. 2 SETTINGS

THE NUMBER OF THE PLAYER'S LIFE

	1	2	NUMBER
•	OFF	OFF	2
	ON	OFF	3
	OFF	ON	5
	ON	ON	7

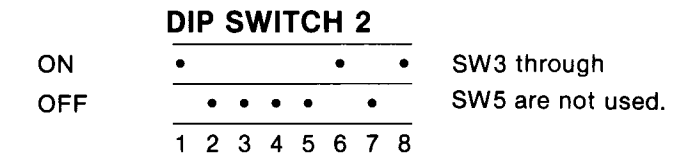
*The number of players life multiplied by the number of credit makes the number of players life for a play

DIFFICULTY OF THE GAME

SW	6	7	DIFFICULTY
•	OFF	OFF	EASY
	ON	OFF	NORMAL
	OFF	ON	DIFFICULT
	ON	ON	VERY DIFFICULT

SOUND

SW	8	SOUND
•	OFF	OFF
	ON	ON

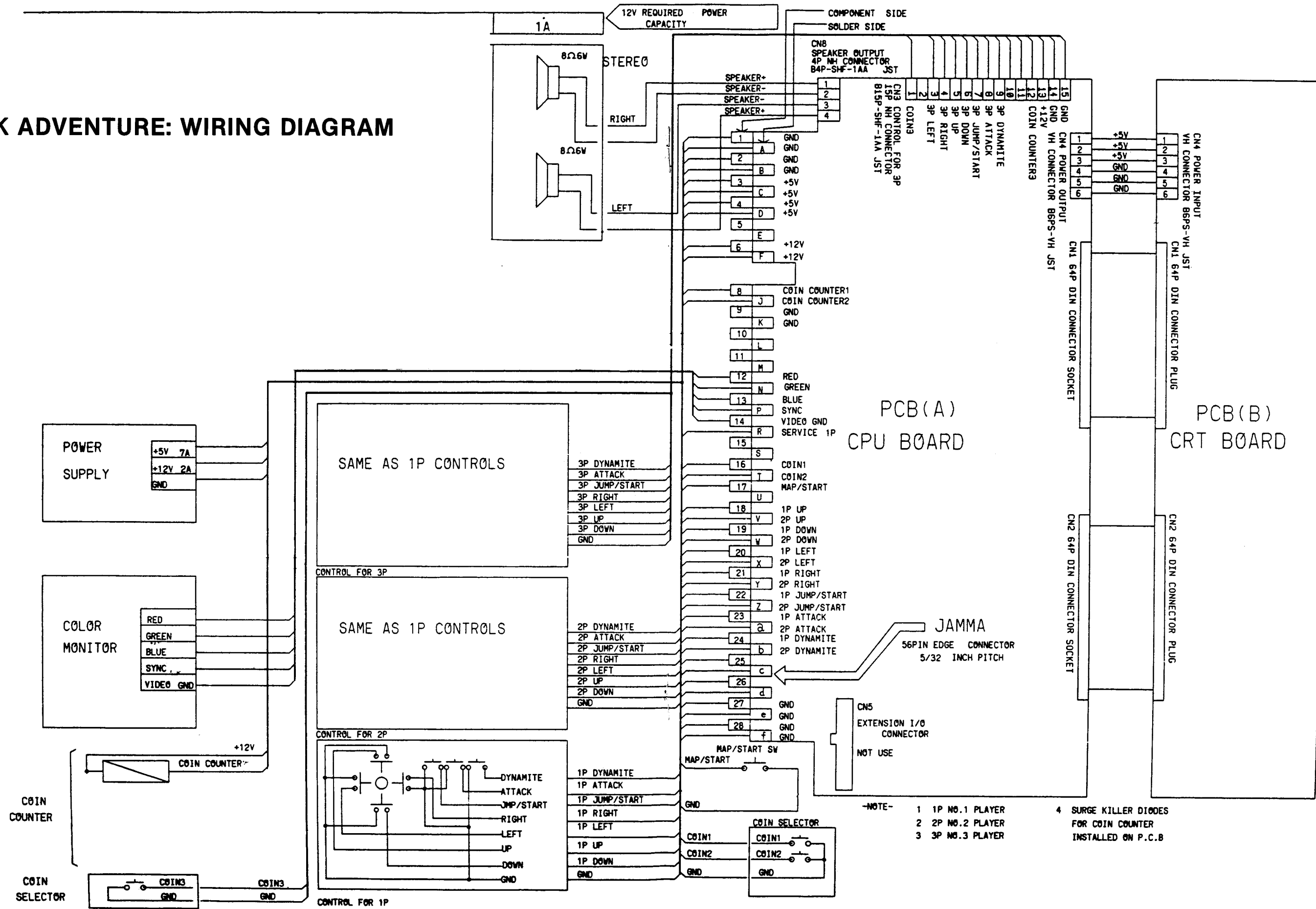


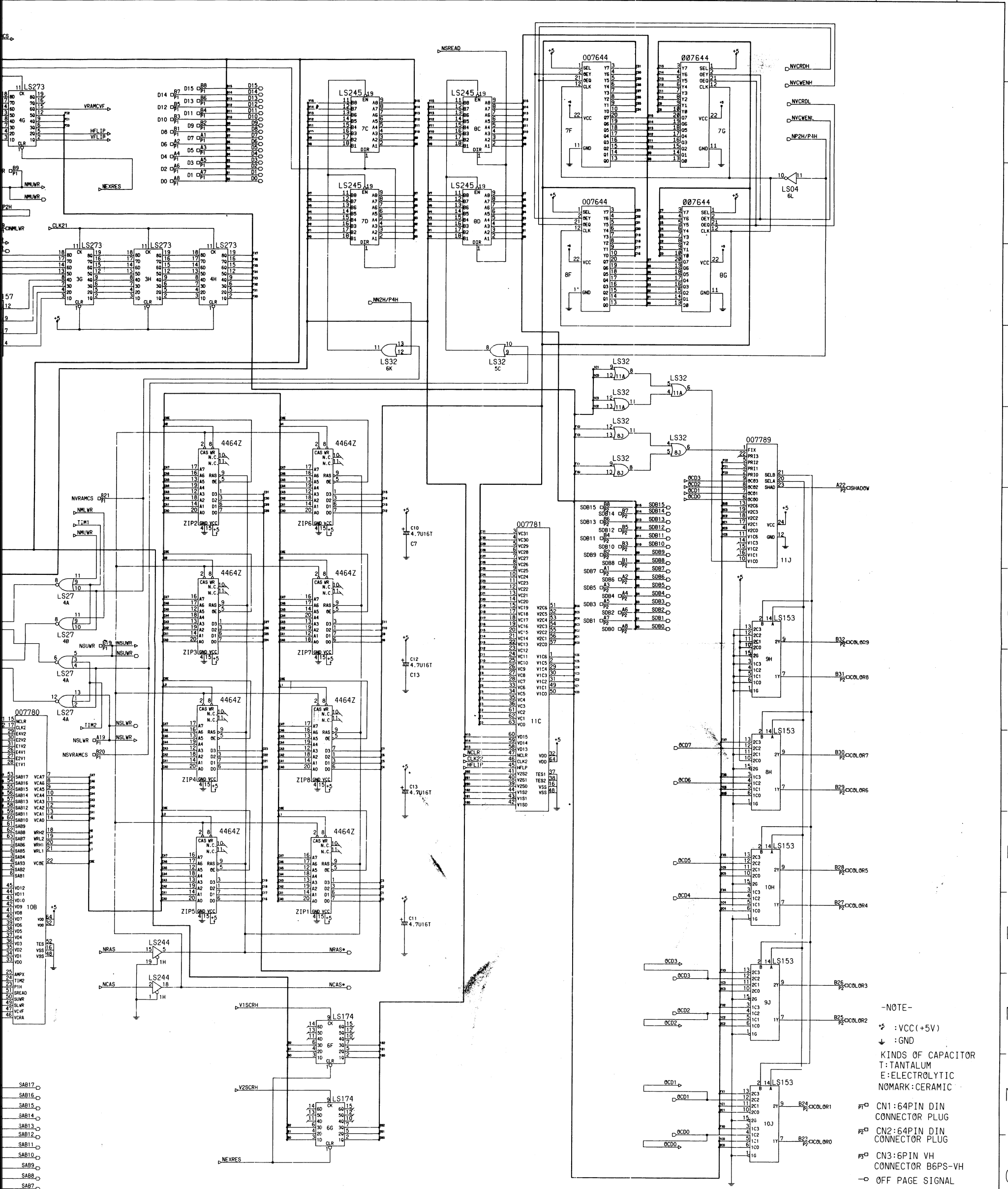
SELF TEST

- A. How to start.
1. Turn on the SW3 of the DIP SW3.
- B. Test Items.
1. Color Conditioning.
 2. Control Check.
 3. Coin Counter Check.
 4. DIP SW SET.
 5. Sound Check.
 6. Video Screen Flip.

*To change items, push MAP button.
 *Push 1P SHOOT (JUMP, START) button to change sound.

DARK ADVENTURE: WIRING DIAGRAM

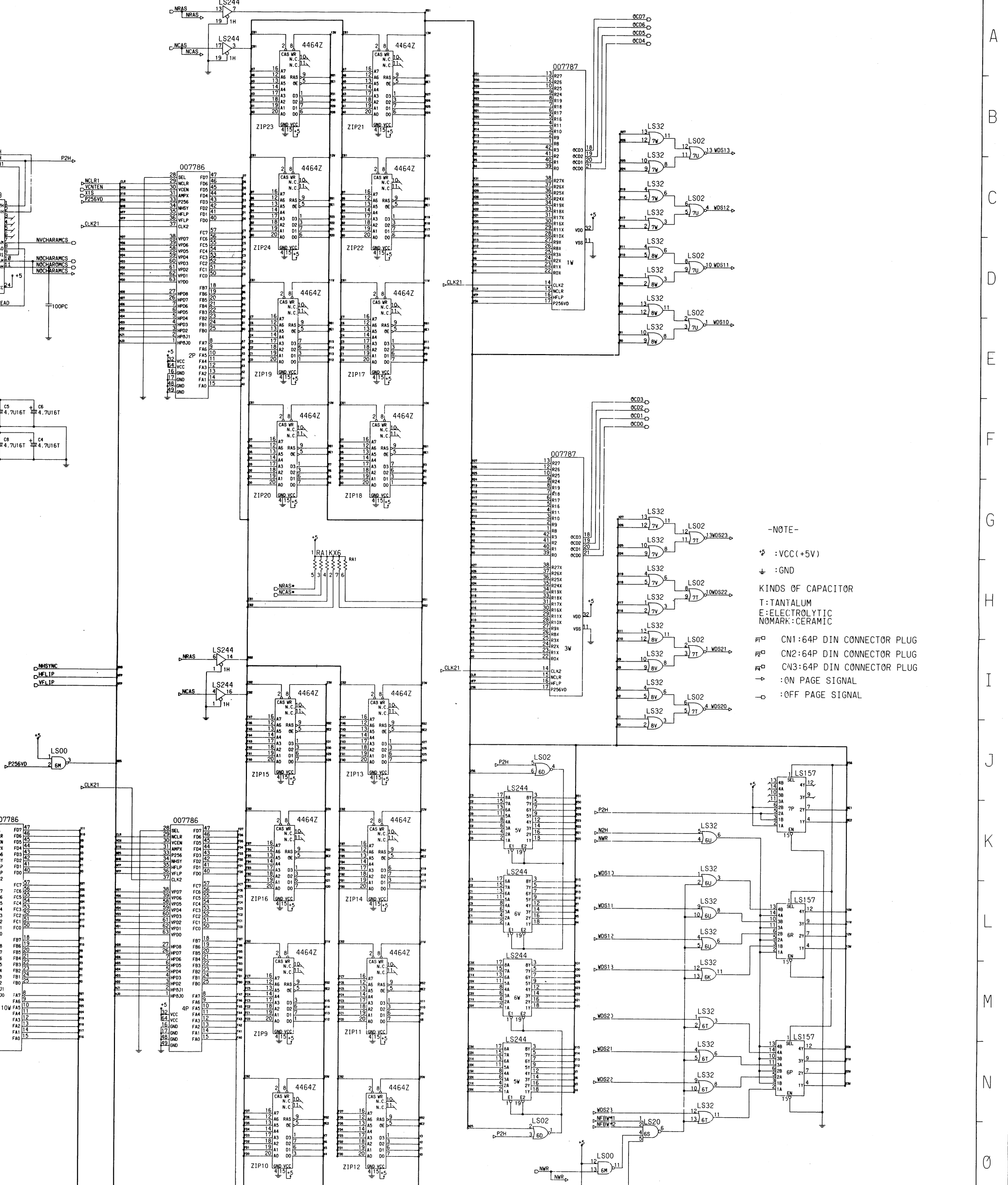




-NOTE-
 ⚡ :VCC(+5V)
 ⚡ :GND
 K:KINDS OF CAPACITOR
 T:TANTALUM
 E:ELECTROLYTIC
 N:NONMARK:CERAMIC
 CN1:64PIN DIN CONNECTOR PLUG
 CN2:64PIN DIN CONNECTOR PLUG
 CN3:6PIN VH CONNECTOR B6PS-VH
 OFF PAGE SIGNAL
 ON PAGE SIGNAL

DARK ADVENTURE

Konami				KONAMI INDUSTRY CO.,LTD.		REG. TYPE	SCHEMATIC DIAGRAM
DESIGN	DRAW	CHECK	APPROVE	RELEASE DATE	62.5.29	NAME	GX687 PWB(B)302191A
				SCALE	TOLE-RANCE	CODE NO.	100066 1/2



-NOTE-

- ⊕ :VCC(+5V)
- ⊖ :GND

KINDS OF CAPACITOR

- T:TANTALUM
- E:ELECTROLYTIC
- NOMARK: CERAMIC

- CN1:64P DIN CONNECTOR PLUG
- CN2:64P DIN CONNECTOR PLUG
- CN3:64P DIN CONNECTOR PLUG
- :ON PAGE SIGNAL
- ⊖ :OFF PAGE SIGNAL

Konami				KONAMI INDUSTRY CO.,LTD.		REG. TYPE	SCHEMATIC DIAGRAM
DESIGN	DRAW	CHECK	APPROVE	RELEASE DATE	62.5.29	NAME	GX687 PWB(B)302191A
			SCALE	TOLE-RANCE		CODE NO.	100066 2/2