


OPERATOR'S MANUAL



X **KONAMI GT** XTM

Konami®

WARNING

「KONAMI GT」 is an original game developed by Konami Industry Co., Ltd.
Konami Industry Co., Ltd. reserves all the copyrights, trademarks and other industrial property rights
with respect to this game.

HOW TO PLAY

Drive your car by operating shift lever, accelerator and brake avoiding to crash against other cars and motor bikes. Pass a check point of tunnel as early as possible and go to the next stage.

When the fuelmeter turns zero, the game is over.

STAGES:

This game consists of six stages; coast road, forest, desert, countryside, night city and snowy area.

OPPONENTS AND OBSTACLES:

Your car explodes and the fuel drastically decreases when you collide with other cars, motor bikes or such obstacles as street lamps, wood and signboards.

BONUS POINTS:

Bonus points and extra fuel will be given when you take a gas.

Self Test

a) How to start

- ① Turn on the SW3 of the DIP SW3.

b) Test Items

- ① Conditioning of Picture Contortion
- ② Color Conditioning
- ③ Control Check
- ④ Coin Counter Check
- ⑤ DIP SW SETTINGS
- ⑥ Sound Check

※ To change items, step on the accelerator.

DIP SWITCH SETTINGS

DIP SWITCH NO.1 SETTINGS

COIN 1

SW	4	3	2	1	COIN	PLAY	
○	OFF	OFF	OFF	OFF	1	1	
				ON	1	2	
			ON	OFF	OFF	1	3
					ON	1	4
			ON	OFF	OFF	1	5
					ON	1	6
	ON	OFF			1	7	
	ON	2			1		
	ON	OFF	OFF	OFF	2	3	
				ON	2	5	
				ON	OFF	3	1
				ON	3	2	
ON		OFF	OFF	3	4		
			ON	4	1		
			ON	OFF	4	3	
			ON	FREE PLAY			

COIN 2

SW	8	7	6	5	COIN	PLAY	
○	OFF	OFF	OFF	OFF	1	1	
				ON	1	2	
			ON	OFF	OFF	1	3
					ON	1	4
			ON	OFF	OFF	1	5
					ON	1	6
	ON	OFF			1	7	
	ON	2			1		
	ON	OFF	OFF	OFF	2	3	
				ON	2	5	
				ON	OFF	3	1
				ON	3	2	
ON		OFF	OFF	3	4		
			ON	4	1		
			ON	OFF	4	3	
			ON	INVALIDITY			

DIP SW 1

ON								
OFF	●	●	●	●	●	●	●	●
	1	2	3	4	5	6	7	8

DIP SWITCH NO2 SETTINGS.

1. DIFFICULTY OF THE GAME

SW	6	5	DIFFICULTY
○	OFF	OFF	EASY
		ON	NORMAL
	ON	OFF	DIFFICULT
		ON	VERY DIFFICULT

2. SOUND IN ATTRACTIVE MODE

SW	8	SOUND
○	OFF	OFF
	ON	ON

SW1: NOT USED

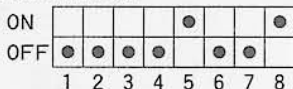
SW2: NOT USED

SW3: NOT USED

SW4: NOT USED

SW7: NOT USED

DIP SWITCH NO2



DIP SWITCH NO3 SETTINGS

1. VIDEO SCREEN FLIP

SW	1	
○	OFF	NORMAL
	ON	UP SIDE DOWN

2. CHANGE OF MODE

SW	3	MODE
○	OFF	GAME MODE
	ON	CHECK MODE

*SW2: NOT USED

SW4: NOT USED

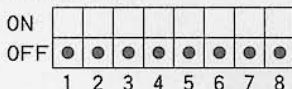
SW5: NOT USED

SW6: NOT USED

SW7: NOT USED

SW8: NOT USED

DIP SWITCH NO3



** ○ SHOWS RECOMMENDED SETTING

WIRING DIAGRAM

