



MANUAL

CAPCOM®

JAMMA STANDARD

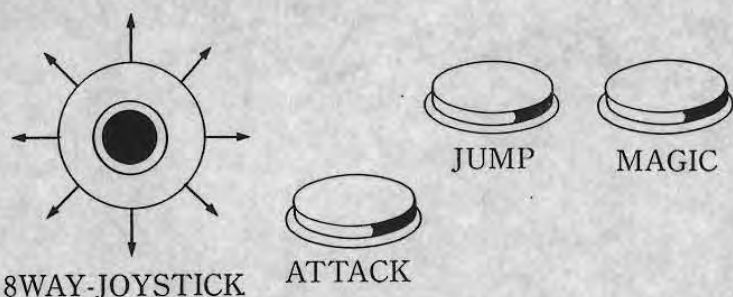
○ PCB CONNECTOR

JAMMA STANDARD

○ CRT MONITOR

HORIZONTAL SCREEN

○ CONTROL PANEL



○ 8WAY-JOYSTICK

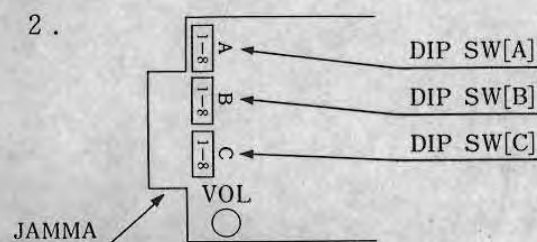
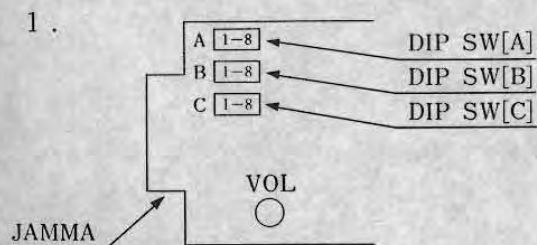
MOVE PLAYERS UP/DOWN
AND LEFT/RIGHT

○ ATTACK BUTTON...ATTACK WITH SWORD

○ JUMP BUTTONNORMAL JUMP &
TRIANGULAR JUMP

○ MAGIC BUTTONPRACTICE MAGIC

○ DIP SW (There are 2 kinds of PCB)



SOLDER SIDE			COMPONENTS SIDE	
GND	A	1	GND	
GND	B	2	GND	
+5V	C	3	+5V	
+5V	D	4	+5V	
N.C.	E	5	N.C.	
+12V	F	6	+12V	
	H	7		
COIN COUNTER 2	J	8	COIN COUNTER 1	
(COIN LOCK OUT 2)	K	9	(COIN LOCK OUT 1)	
SP.(-)	L	10	SP.(+)	
N.C.	M	11	N.C.	
VIDEO GREEN	N	12	VIDEO RED	
VIDEO SYNC	P	13	VIDEO BLUE	
SERVICE SW	R	14	VIDEO GND	
	S	15	TEST SW	
COIN SW 2	T	16	COIN SW 1	
START SW 2	U	17	START SW 1	
2P UP	V	18	1P UP	
2P DOWN	W	19	1P DOWN	
2P LEFT	X	20	1P LEFT	
2P RIGHT	Y	21	1P RIGHT	
2P PUSH 1	Z	22	1P PUSH 1	
(2P attack)			(1P attack)	
2P PUSH 2	a	23	1P PUSH 2	
(2P jump)			(1P jump)	
2P PUSH 3	b	24	1P PUSH 3	
(2P magic)			(1P magic)	
N.C.	c	25	N.C.	
N.C.	d	26	N.C.	
GND	e	27	GND	
GND	f	28	GND	

● PARTS NAME

CR7E-56DA-3.96E : (HIROSE)

OR

1168-056-009 : (KEL)

● DIP SW[A]

ITEM	DESCRIPTION	1	2	3	4	5	6	7	8
COIN 1	1COIN 1CREDIT	OFF	OFF	OFF					
	1COIN 2CREDITS	ON	OFF	OFF					
	1COIN 3CREDITS	OFF	ON	OFF					
	1COIN 4CREDITS	ON	ON	OFF					
	1COIN 6CREDITS	OFF	OFF	ON					
	2COINS 1CREDIT	ON	OFF	ON					
	3COINS 1CREDIT	OFF	ON	ON					
	4COINS 1CREDIT	ON	ON	ON					
COIN 2	1COIN 1CREDIT				OFF	OFF	OFF		
	1COIN 2CREDITS				ON	OFF	OFF		
	1COIN 3CREDITS				OFF	ON	OFF		
	1COIN 4CREDITS				ON	ON	OFF		
	1COIN 6CREDITS				OFF	OFF	ON		
	2COINS 1CREDIT				ON	OFF	ON		
	3COINS 1CREDIT				OFF	ON	ON		
	4COINS 1CREDIT				ON	ON	ON		
CONTINUE COIN	NORMAL							OFF	
	CONTINUE COIN							ON	
NOT USED									OFF

※ When Continue Coin is ON, Game starts with 2 COINS and continues with 1 COIN. In this case, COIN 1 & COIN 2 automatically cancelled.

● DIP SW[B]

ITEM	DESCRIPTION	1	2	3	4	5	6	7	8
DIFFICULTY LEVEL	VERY EASY	OFF	OFF	OFF					
		ON	OFF	OFF					
		OFF	ON	OFF					
		ON	ON	OFF					
		OFF	OFF	ON					
		ON	OFF	ON					
		OFF	ON	ON					
		VERY DIFFICULT	ON	ON					
NOT USED				OFF	OFF	OFF	OFF	OFF	

● DIP SW[C]

ITEM	DESCRIPTION	1	2	3	4	5	6	7	8
NOT USED		OFF	OFF						
FREE PLAY	WITHOUT FREE PLAY			OFF					
	FREE PLAY			ON					
SCREEN STOP	NOT STOP				OFF				
	STOP				ON				
SCREEN FLIP	NOMAL					OFF			
	FLIP					ON			
SOUND DURING DEMONSTRATION MODE	WITHOUT SOUND						OFF		
	WITH SOUND						ON		
CONTINUE MODE	WITHOUT CONTINUE							OFF	
	WITH CONTINUE							ON	
TEST MODE	GAME MODE								OFF
	TEST MODE								ON

* Highlighted position when shipped.

* Power must be reset after DIP SWITCH change.

CAPCOM[®] CO.,LTD.

CAPCOM BLDG. NO. 4-12, OHTEDORI 1-CHOME, CHUO-KU, OSAKA 540, JAPAN
 TEL (06) 947-1156 (FAX NO. 06-946-6657)