



FOUR PLAYER
UPRIGHT

THE SIMPSONS™

Service #


708-215-5100

Jerry Korbecki ext. 122



INSTRUCTION MANUAL

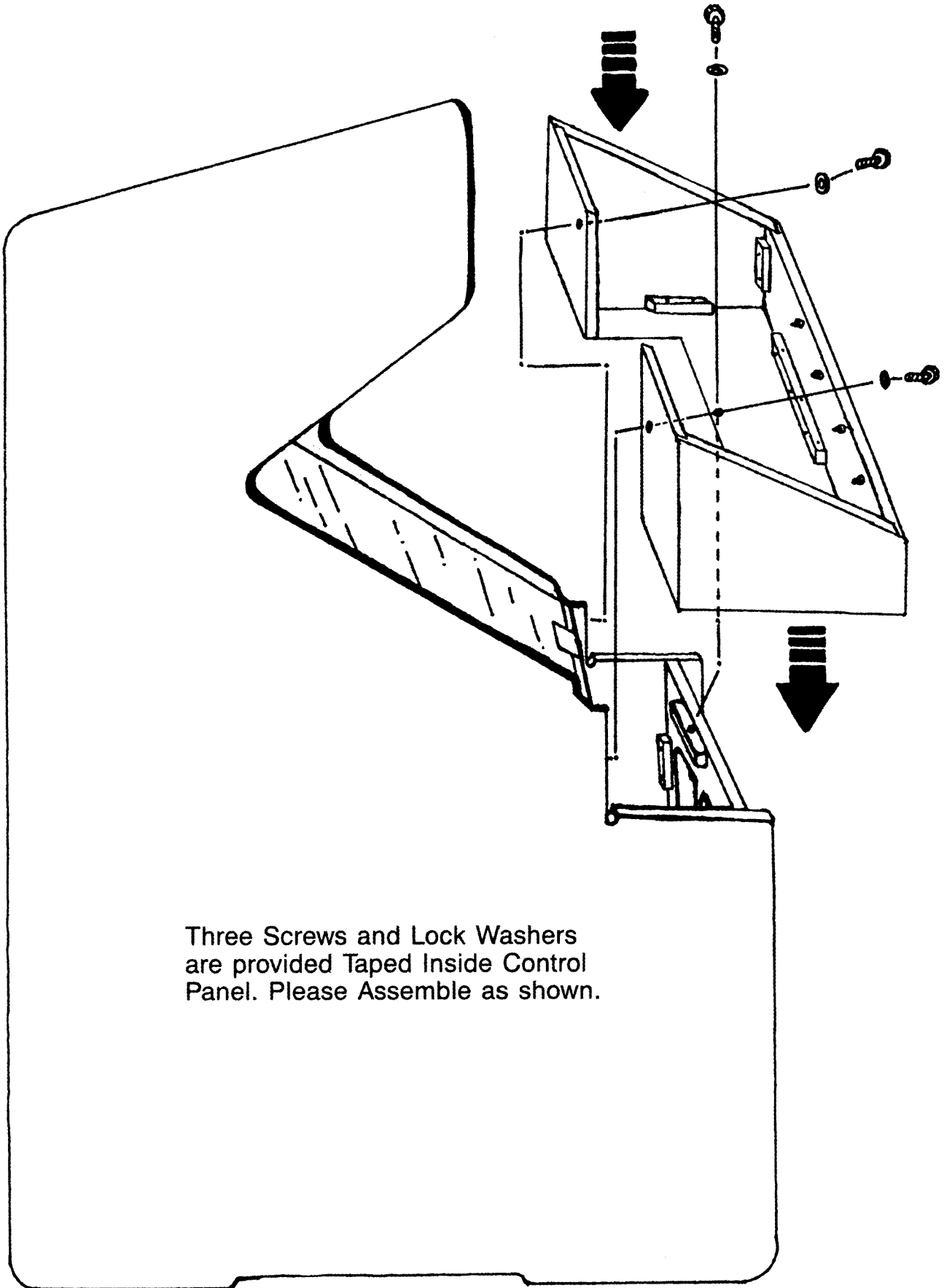
THE SIMPSONS™ & © 1991 Twentieth Century Fox Film Corporation. All Rights Reserved.
Licensed to Konami Industry Co., Ltd.

 **KONAMI**® is a trademark of Konami Industry Co., Ltd.

SIMPSONS™ PARTS LIST

Part #	Description
072010	AC Harness
072011	DC Harness
072003	Simpsons PCB
072100	Control Panel Overlay
072101	Instruction Decal
072200	Marquee
072300	Upper Right Side Decal
072301	Upper Left Side Decal
072302	Middle Right Side Decal
072303	Middle Left Side Decal
072304	Lower Right Side Decal
072305	Lower Left Side Decal
072400	Manual
30110	Red Button
30112	Blue Button
30113	Orange Button
30119	Green Button
30202	Switch Holders
30250	Palnuts
30304	Red Joy Stick
30305	Blue Joy Stick
30306	Green Joy Stick
30322	Orange Joy Stick
35404	Power Supply
40356	Tempered Glass
40524	Monitor


CONTROL PANEL ASSEMBLY



Three Screws and Lock Washers
are provided Taped Inside Control
Panel. Please Assemble as shown.

SIMPSON™: WIRING HARNESS

WIRE COLOR KEY:



BLACK	GND	A	1	GND	BLACK
BLACK	GND	B	2	GND	BLACK
RED	+5V DC	C	3	+5V DC	RED
RED	+5V DC	D	4	+5V DC	RED
	NOT USED	E	5	NOT USED	
ORANGE	+12V DC	F	6	+12V DC	ORANGE
	*KEY	H	7	*KEY	
	(EMPTY)	J	8	COIN COUNTER	GREEN/VIOLET
	(EMPTY)	K	9	(EMPTY)	
	(EMPTY)	L	10	(EMPTY)	
	(EMPTY)	M	11	(EMPTY)	
WHITE/GREEN	VIDEO GREEN	N	12	VIDEO RED	RED/WHITE
WHITE	VIDEO SYNC	P	13	VIDEO BLUE	BLUE/WHITE
	(EMPTY)	R	14	VIDEO GROUND	BLACK
	(EMPTY)	S	15	TEST	YELLOW
VIOLET/WHITE	COIN 2	T	16	COIN 1	BLUE/BROWN
	NOT USED	U	17	(EMPTY)	
BLUE/YELLOW	2P UP	V	18	1P UP	ORANGE/WHITE
VIOLET/YELLOW	2P DOWN	W	19	1P DOWN	BLACK/WHITE
ORANGE/GREEN	2P LEFT	X	20	1P LEFT	RED/GRAY
ORANGE/YELLOW	2P RIGHT	Y	21	1P RIGHT	GRAY/WHITE
BLACK/YELLOW	2P ATTACK	Z	22	1P ATTACK	RED/WHITE
ORANGE/GRAY	2P JUMP	a	23	1P JUMP	GREEN/BROWN
	NOT USED	b	24	NOT USED	
	NOT USED	c	25	NOT USED	
	NOT USED	d	26	NOT USED	
BLACK	GND	e	27	GND	BLACK
BLACK	GND	f	28	GND	BLACK

(BASE COLOR/LINE COLOR)

SIMPSON™: SUB HARNESS FOR 3 PLAYERS & 4 PLAYERS

CN3 3P CONTROLS	1	Coin 3	White/Violet
	2	Empty	
	3	3P Left	White/Red
	4	3P Right	White/Yellow
	5	3P Up	White/Black
	6	3P Down	White/Blue
	7	3P Attack	White/Brown
	8	3P Jump	White/Orange
	9	Empty	
	10	Empty	
	11	Empty	
	12	Empty	
	13	Empty	
	14	Empty	
	15	Ground	Black

CN4 4P CONTROLS	1	Coin 4	Blue
	2	Empty	
	3	4P Left	Yellow/Black
	4	4P Right	Brown/Black
	5	4P Up	Green/Yellow
	6	4P Down	Yellow/Red
	7	4P Attack	Yellow/White
	8	4P Jump	Yellow/Blue
	9	Empty	
	10	Empty	
	11	Empty	
	12	Empty	
	13	Empty	
	14	Empty	
	15	Ground	Black

SIMPSONS™ GAME SET UP

The Simpsons™ PCB doesn't utilize dip switches. Game set up is held in memory. To change factory settings press the test switch button (located on PCB and/or coin door 1).

— — — MANUAL TEST MENU — — —

- ➔ 1 ROM Check Test (self test of program)
- 2 Screen Test (cross hatch)
- 3 Color Test (monitor set up)
- 4 I/O Test (test all joysticks & buttons)
- 5 Music Test
- 6 Sound Test
- 7 Start Button (set/without Start Button)
- 8 Coin Game Options (see below)

Move arrow with joystick one to desired test. Initiate test by pressing attack button of player one.

8. COIN GAME OPTIONS

Following screen will appear. Use JOYSTICK to select the option to modify and press ATTACK button. After modification is completed in the sub-screen, select EXIT to save and return to this screen.

8. COIN, GAME OPTIONS	
8-1. COIN SETTING	STARTING 2 COIN 1 CREDIT CONTINUE 1 COIN 1 CREDIT
8-2. NUMBER OF PLAYERS	2 PLAYERS
8-3. DIFFICULTY	NORMAL
8-4. SOUND IN ATTRACT MODE	ON
8-5. VIDEO SCREEN FLIP	NORMAL
8-6. SOUND OUTPUT	STEREO
8-7. FACTORY SETTINGS	EXIT

8-1. COIN SETTING

Selecting this item, the screen shows following options.

PREMIUM START SETTING	
<input type="radio"/>	OFF ON EXIT
COINS	CREDITS
1	1
1	2
1	3
1	4
1	5
1	6
2	1
2	3
2	5
3	1
3	2
3	4
4	1
4	3
4	5

① When "PREMIUM START OFF" is selected, the number of coins necessary for starting and for continuation will be the same. Select "EXIT" and return to the original screen. (In other words, if you want 50¢ start 25¢, continue premium start must be on.)

SIMPSONS™ GAME SET UP (Cont.)

② When "PREMIUM START ON" is selected, choose the number of extra coins for premium start, then decide the coin setting for continuation. The number of coins for starting will be the sum of both numbers.

PREMIUM START SETTING			
	<input type="radio"/>	OFF	
	<input type="radio"/>	ON	
		EXIT	
NUMBER OF EXTRA COINS FOR PREMIUM START		COINS	CREDITS
	<input type="radio"/>	1	1
		1	2
		1	3
1		1	4
<input type="radio"/>	2	1	5
	3	1	6
	4	1	7
	5	2	1
		2	3
		2	5
		3	1
		3	2
		3	4
		4	1
		4	3
		4	5

This is set for 50¢. Start 25¢ continue. *Note premium start must be on.

8-2. NUMBER OF PLAYERS

<input type="radio"/>	. 1 PLAYER
<input type="radio"/>	. 2 PLAYERS
	. 3 PLAYERS
	. 4 PLAYERS
	. 5 PLAYERS
	. 6 PLAYERS
	. 7 PLAYERS
	.EXIT

8-3. DIFFICULTY

<input type="radio"/>	. EASY
<input type="radio"/>	. NORMAL
	. DIFFICULT
	. VERY DIFFICULT
	.EXIT

8-4. SOUND IN ATTRACT MODE

<input type="radio"/>	. OFF
<input type="radio"/>	. ON
	.EXIT

8-5. VIDEO SCREEN FLIP

<input type="radio"/>	. NORMAL
	. UPSIDE DOWN
	.EXIT

8-6. SOUND OUTPUT

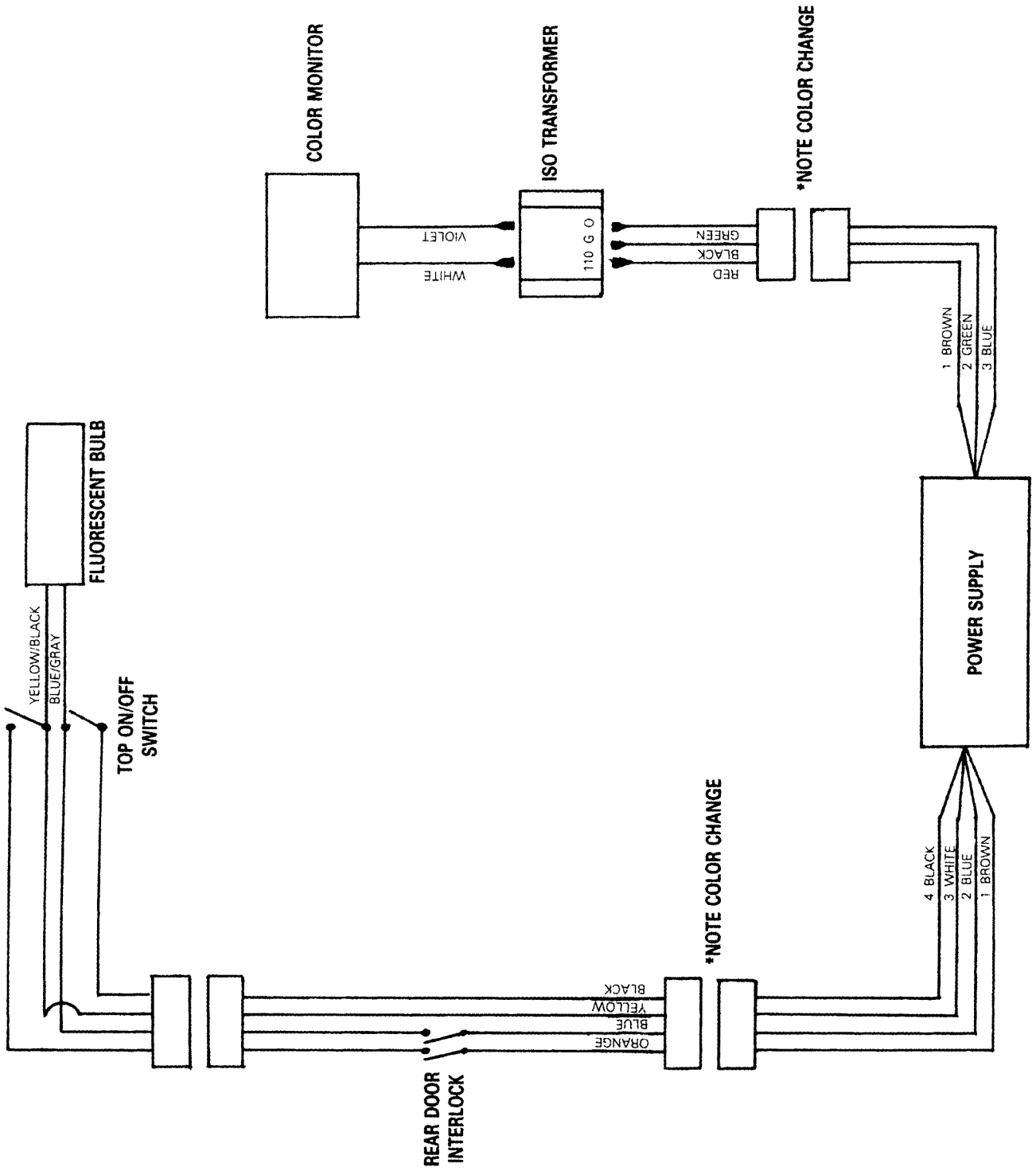
<input type="radio"/>	. MONAURAL
<input type="radio"/>	. STEREO
	.EXIT

* shows recommended settings.

8-7. FACTORY SETTING

All the settings returns to default by selecting "FACTORY SETTING."

AC WIRING HARNESS

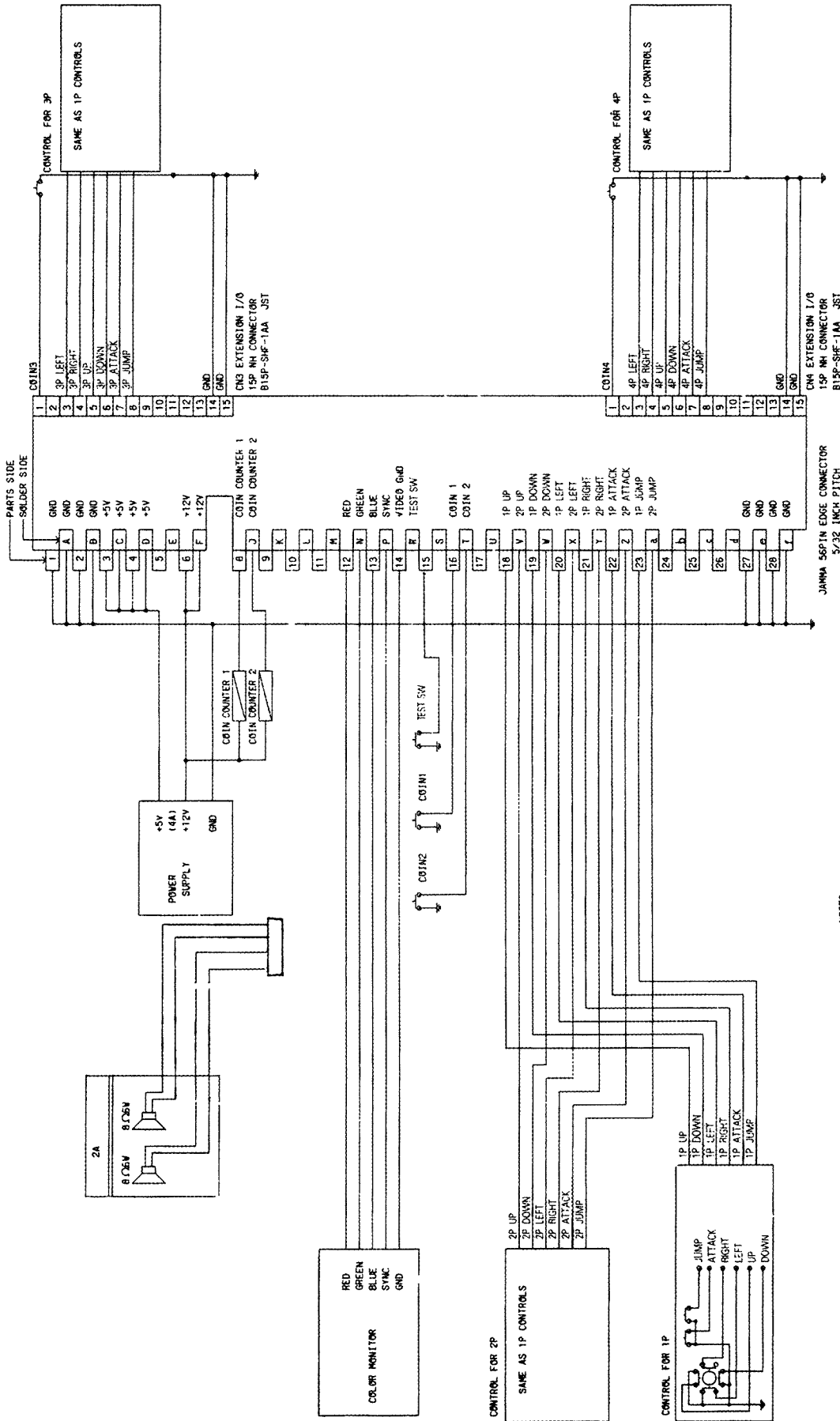


THIS EQUIPMENT COMPLIES WITH THE REQUIREMENTS IN PART 15 OF FCC RULES FOR A CLASS A COMPUTING DEVICE. OPERATION OF THIS EQUIPMENT IN A RESIDENTIAL AREA MAY CAUSE UNACCEPTABLE INTERFERENCE TO RADIO AND TV RECEPTION REQUIRING THE OPERATOR TO TAKE WHATEVER STEPS ARE NECESSARY TO CORRECT THE INTERFERENCE. THIS DEVICE MUST ACCEPT ANY INTERFERENCE RECEIVED, INCLUDING INTERFERENCE THAT MAY CAUSE UNDESIREED OPERATION.

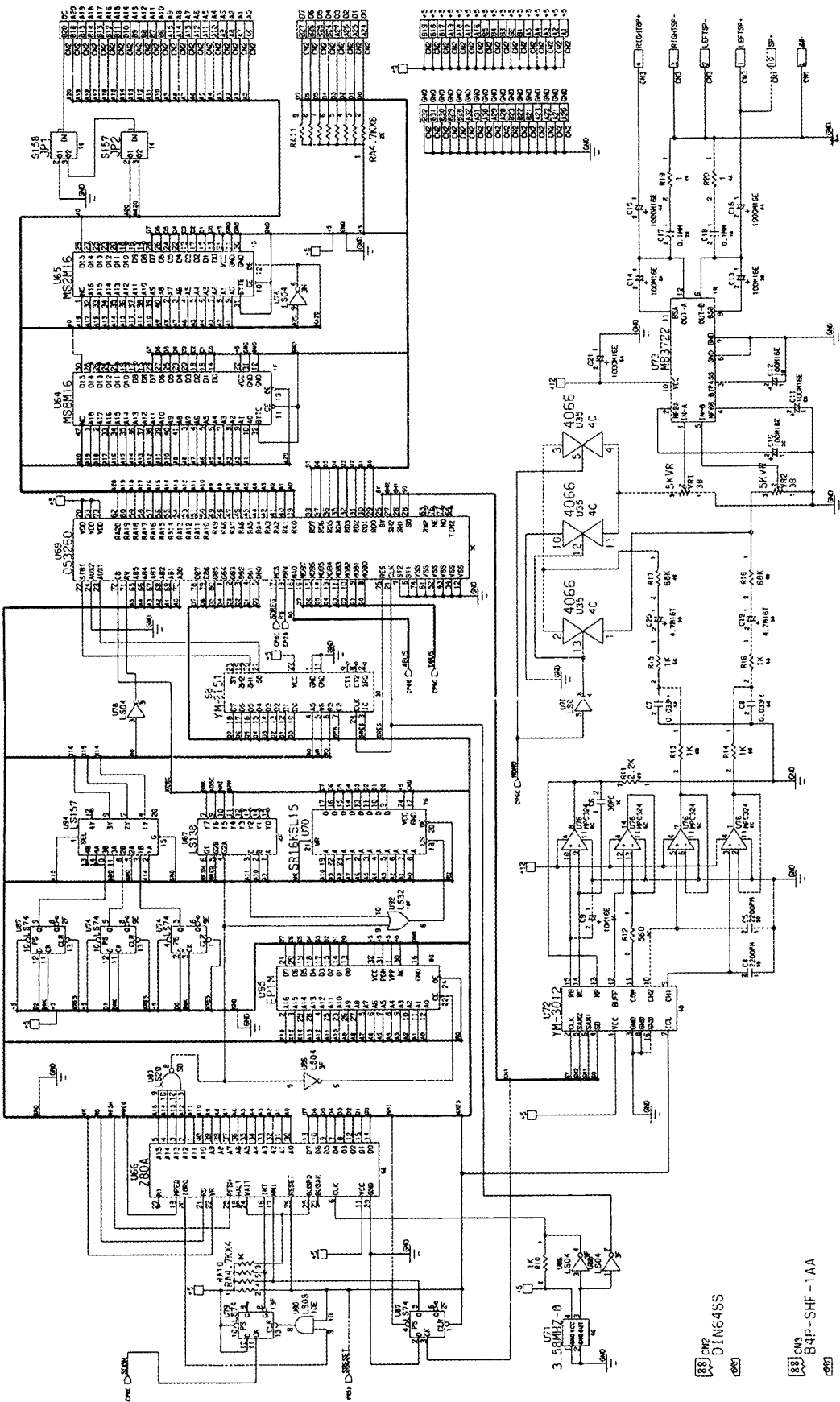


900 Deerfield Parkway, Buffalo Grove, 60089-4510
Telephone: (708) 215-5100, Telex: 6871385 KONAM UW, Fax: (708) 215-5122

WIRING DIAGRAM



- NOTES -
- 1 1P-NO. 1 PLAYER 2P-NO. 2 PLAYER
 - 3P-NO. 3 PLAYER 4P-NO. 4 PLAYER
 - 2 SURGE KILLER DIODES FOR COIN COUNTER INSTALLED ON THE P.C.B.



DESIGN	H. MATSUURA	TITLE	03072
DRAWN	H. MATSUURA	SHEET NO.	03072
CHECK	K. HOSHINO	PAGE	03072
APPROVE	A. D. [Signature]	DATE	3/27/62
SCALE		REG. TYPE	03072 PWB3523463
TOLERANCE		SECURITY LEVEL	CONFIDENTIAL
DATE	91. 3. 4.		

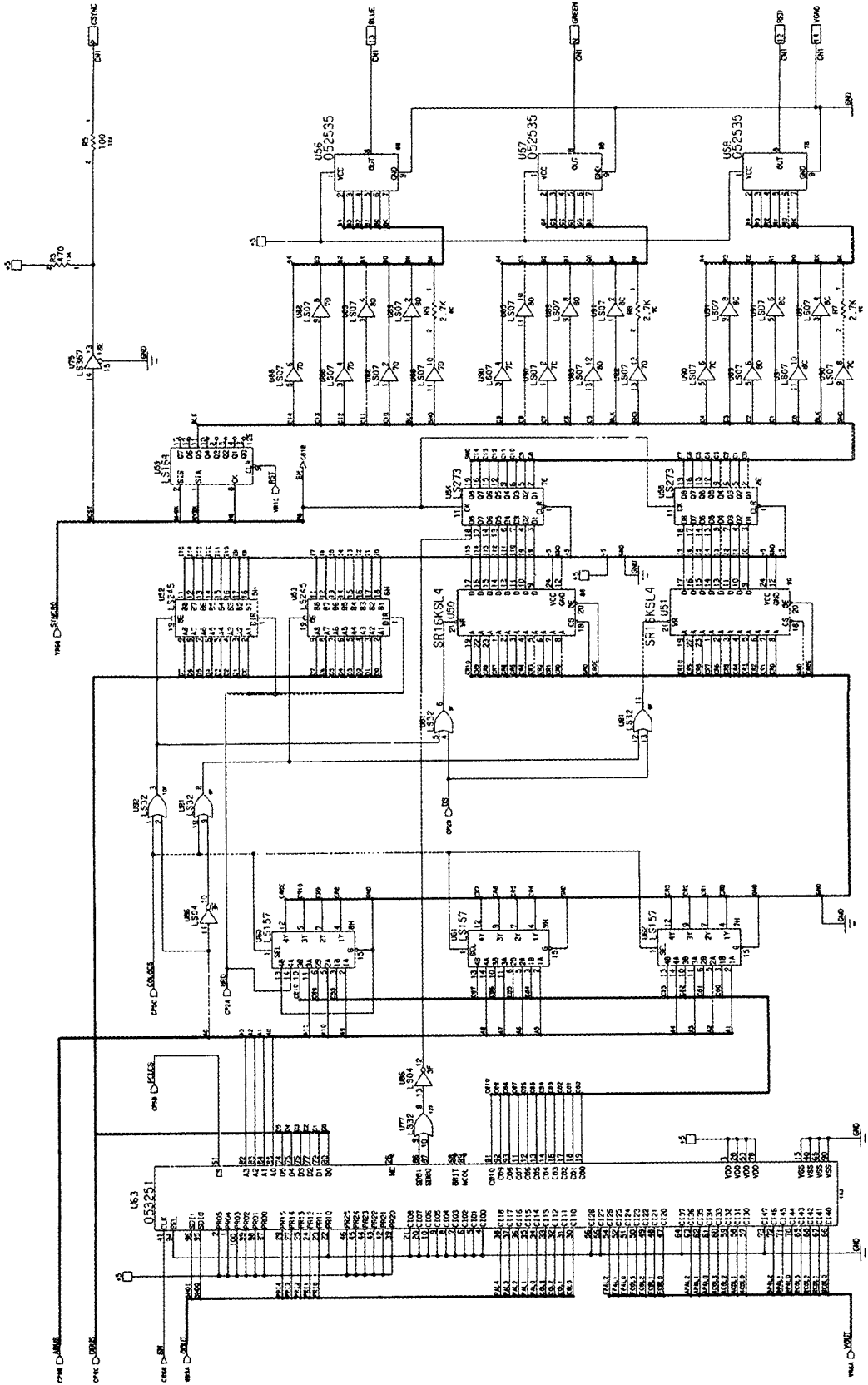
KONAMI
KONAMI INDUSTRY CO., LTD.

PROPRIETARY AND CONFIDENTIAL

REPRODUCTION OR TRANSMISSION WITHOUT THE SPECIFIC WRITTEN PERMISSION OF KONAMI INDUSTRIES CO., LTD. IS PROHIBITED. THIS DRAWING IS THE PROPERTY OF KONAMI INDUSTRIES CO., LTD. AND IS NOT TO BE REPRODUCED OR TRANSMITTED IN ANY FORM OR BY ANY MEANS, ELECTRONIC OR MECHANICAL, INCLUDING PHOTOCOPYING, RECORDING, OR BY ANY INFORMATION STORAGE AND RETRIEVAL SYSTEM. THE PRINTED CIRCUIT BOARD IS IDENTIFIED BY THE PART NUMBER SHOWN THEREON. EXCEPT FOR MANUFACTURE BY KONAMI INDUSTRIES CO., LTD. AND FOR MANUFACTURE UNDER LICENSE FROM KONAMI INDUSTRIES CO., LTD. TO OTHER MANUFACTURERS, ALL OTHER MANUFACTURERS OF THIS BOARD OR ANY PART THEREOF ARE PROHIBITED FROM REPRODUCING OR TRANSMITTING THIS BOARD OR ANY PART THEREOF. KONAMI INDUSTRIES CO., LTD. MAKES NO WARRANTY, REPRESENTATION, OR AGREEMENT IN WRITING OR OTHERWISE IN CONNECTION WITH THIS BOARD OR ANY PART THEREOF.


88 CH2
DIN6455

89 CH3
B4P-SHF-1AA



DESIGN	H. MATSUURA	TITLE	G0772
CHECK	K. HAYASHI	SUBTITLE	CON DR
APPROVE	A. HANAI	PAGE	1/1
SCALE		REG. NO.	
TOLERANCE		REG. TYPE	G0772-P4B32346B
DATE	91. 3. 4	SECURITY LEVEL	CONFIDENTIAL

DRAMTICS



KONAMI INDUSTRY CO., LTD.

PROPRIETARY AND CONFIDENTIAL

This document contains confidential information of Konami Industry Co., Ltd. and is intended for use only by those persons authorized to receive it. It is not to be distributed, copied, or otherwise used without the prior written consent of Konami Industry Co., Ltd. All rights reserved.

