

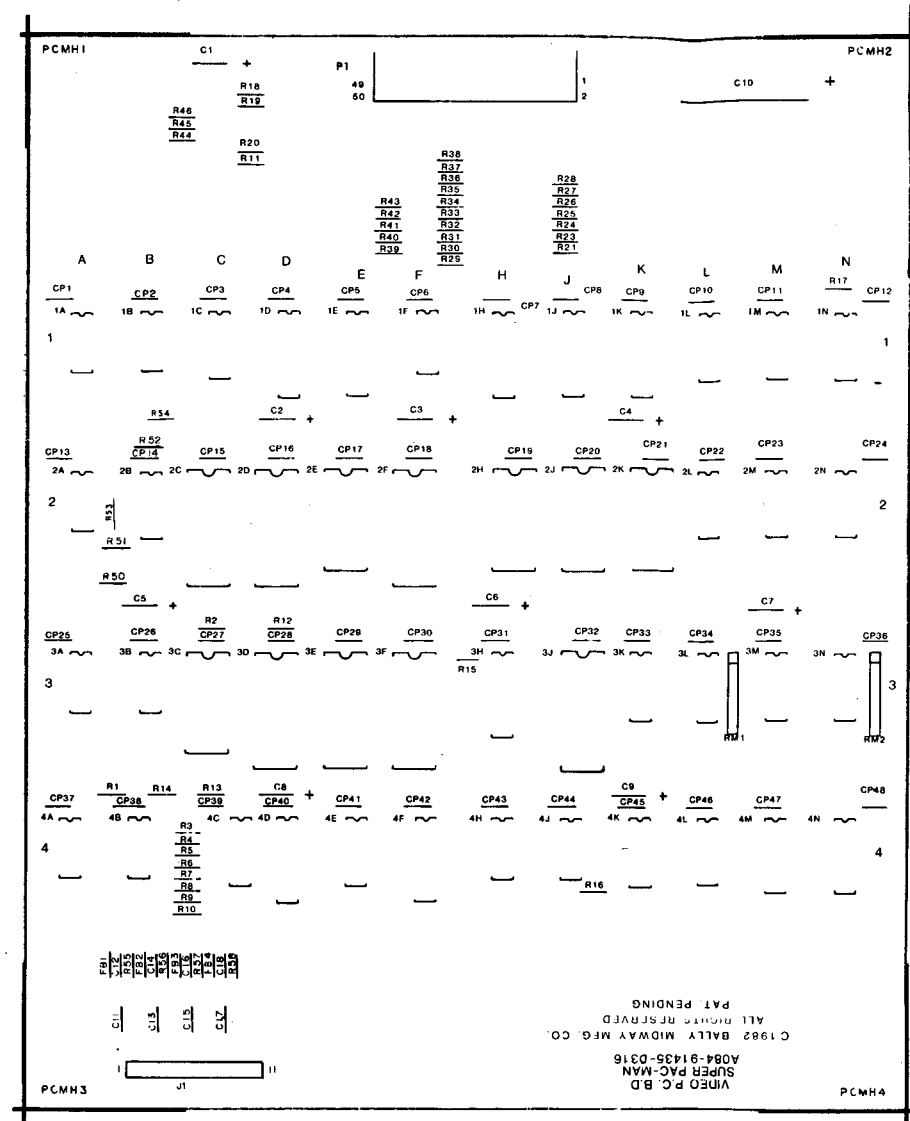
**SUPER PAC-MAN**  
M051-00316-A003

**Bally / MIDWAY**  
10601 W BELMONT  
FRANKLIN PARK, ILL 60131

# DESIGNATION LIST

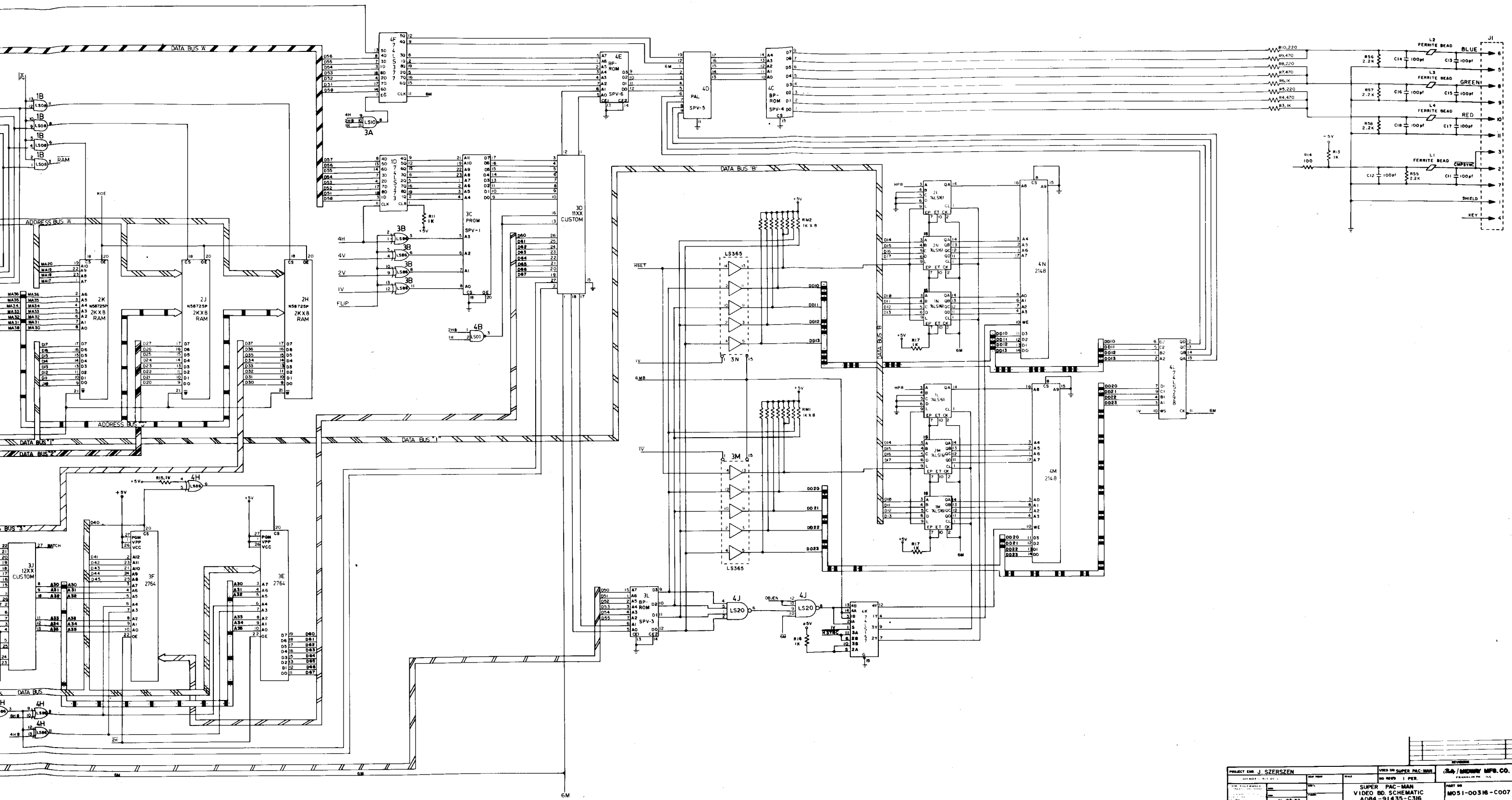
# CROSS REFERENCE LIST

DESIGNATION	DESCRIPTION
CI - C9	I MF AX. TANT.
C10	470 MF AX. ELEC.
C11, C12	470 PF " CER.
C13 - C18	100 PF " "
CPI - CP48	I MF AX. CER.
R1 - R3	1 K OHM 1/4 W 5% CRBN
R4	470 " " " "
R5	220 " " " "
R6	1 K " " " "
R7	470 " " " "
R8	220 " " " "
R9	470 " " " "
R10	220 " " " "
R11 - R13	1 K " " " "
R14	100 " " " "
R15 - R17	1 K " " " "
R18 - R21	2.2 K " " " "
R23 - R46	2.2 K " " " "
R50, R51	100 K " " " "
R52	82 " " " "
R53, R54	100 " " " "
R55 - R58	2.2 K " " " "
RM1, RM2	1 K 9 POS SIP
IC 1A, 1F	74 LS 32
" 1B	" " 08
" 1C	" " 138
" 1D	" " 273
" 1E, 1H, 1J, 1K	" " 245
" 1L, 1M, 1N	" " 161
" 2A	74 LS 04
" 2B	" " 368
" 2C	07XX CUSTOM IC
" 2D	00XX " "
" 2E, 2H, 2J, 2K	N58725 P
" 2F	04XX CUSTOM IC
" 2L, 2M, 2N	74 LS 161
" 3A	74 LS 10
" 3B	" " 86
" 3C	PROM SPV-1
" 3D	11 XX CUSTOM IC
" 3E	PROM SPV-2
" 3H	74 LS 273
" 3J	12 XX CUSTOM IC
" 3K	74 LS 378
" 3L	BP-ROM SPV-3 (SPI-4)
" 3M, 3N	74 LS 365
IC 4A	74 LS 74
" 4B	" " 00
" 4C	BP-ROM SPV-4 (SPI-6)
" 4D	PAL SPV-5 (SPI-7)
" 4E	BP-ROM SPV-6 (SPI-5)
" 4F	74 LS 377
" 4H	74 LS 86
" 4J	" " 20
" 4K	" " 157
" 4L	" " 298
" 4M, 4N	2148 STATIC RAM
FBI - FB4	FERRITE BEAD
ICS 2C, 2D, 2F	28 PIN IC SOCKET
" 2E, 2H, 2J, 2K, 3C	24 PIN " "
" 3D, 3F, 3J	28 PIN " "
" 3L	16 PIN " "
" 4C, 4E	16 PIN " "
" 4D	20 PIN " "
PI	50 PIN CONN
J1	11 PIN CONN KK-156
	RT ANGLE
	SCRW
PCMH1 - PCMH4	SUPER PAC-MAN VIDEO P.C.
A080 - 91435 - D316	

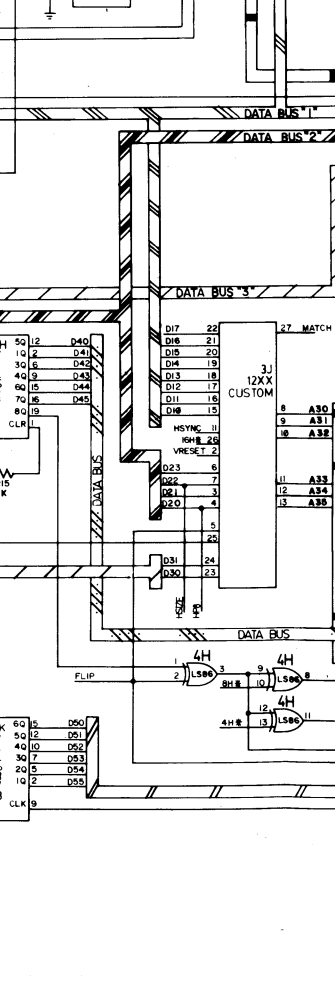
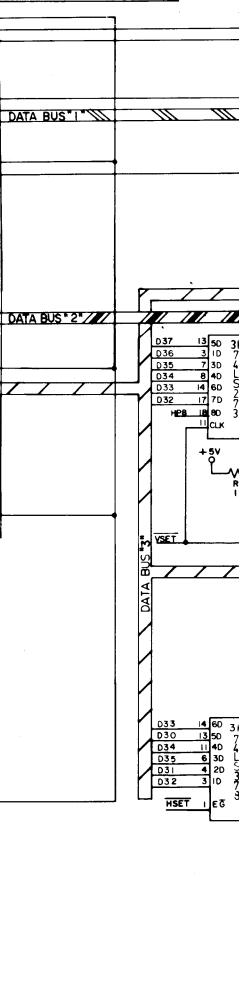
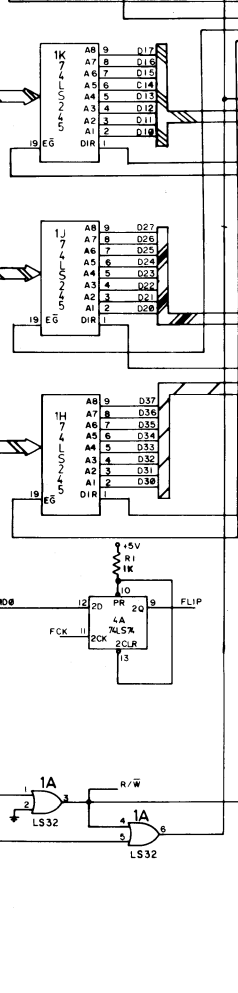
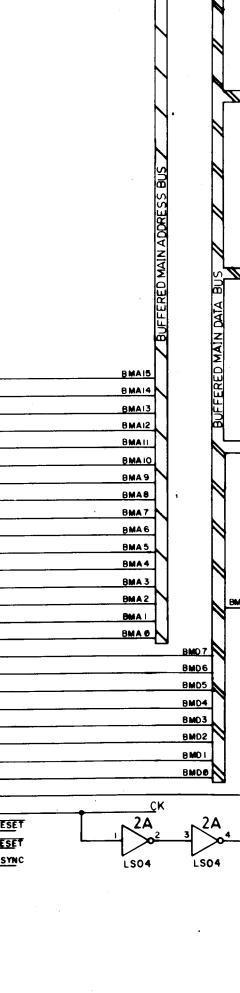


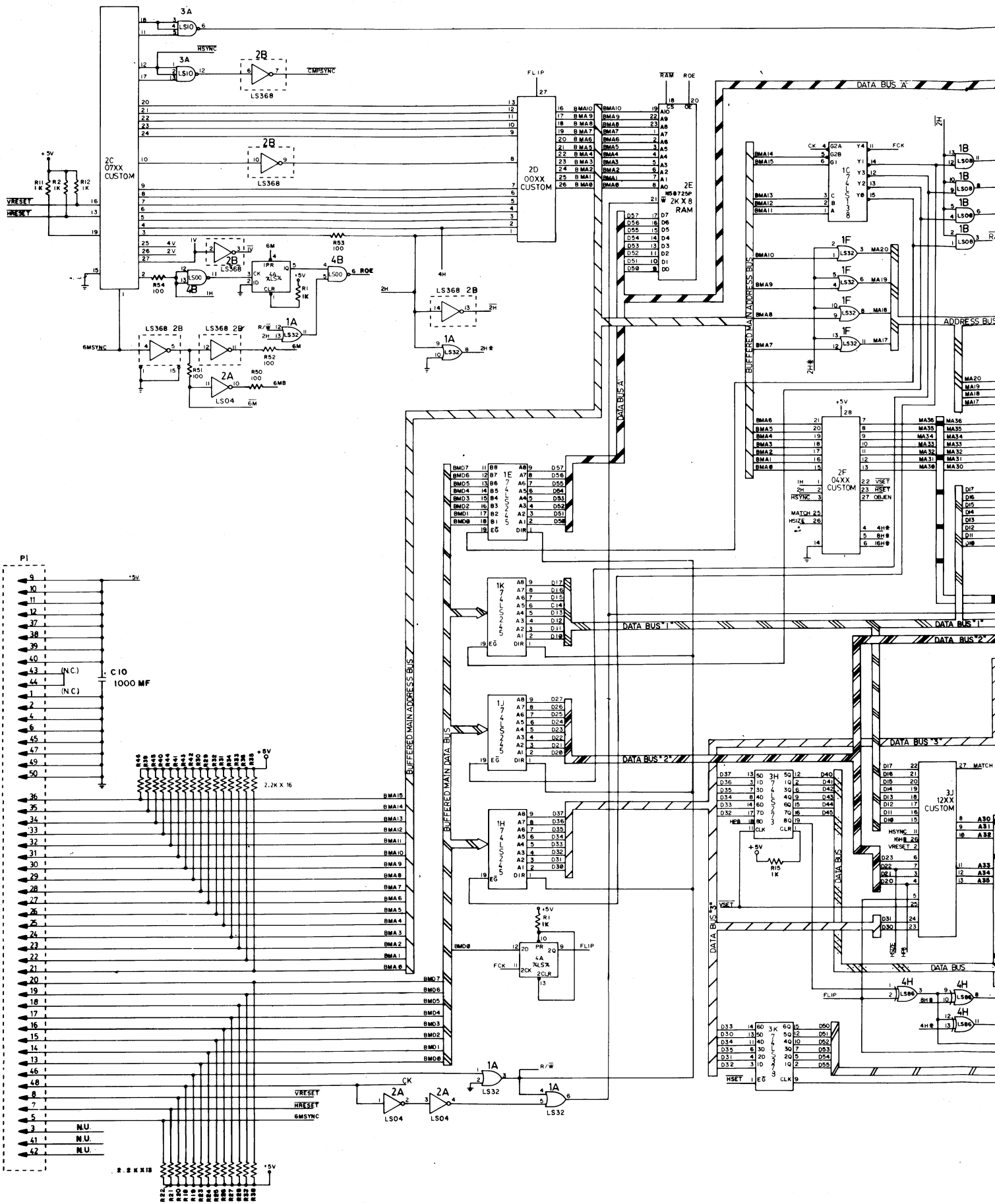


DESCRIPTION	QTY	DESIGNATION	PART NO.
100 PF AX. CER.	6	C13 - C18	0508-00800-0500
470 PF " "	2	C11 - C12	0550-00800-0200
1 MF " "	48	CPI - CP48	0508-00800-0900
1 MF AX. TANT.	9	CI - C9	0935-00814-0100
470 MF AX. ELEC.	1	C10	0550-00800-1300
82 OHM 1/4W 5% CRBN	1	R52	0062-10483-1XXX
100 " " " "	5	R14, R50, R51, R53, R54	0062-11083-1XXX
220 " " " "	3	R5, R8, R10	0062-13383-1XXX
470 " " " "	3	R4, R7, R9	0062-15683-1XXX
1 K " " " "	10	R1 - R3, R6, R11 - R13, R15 - R17	0062-17983-1XXX
2.2 K " " " "	32	R18 - R21, R23 - R46, R55 - R58	0062-19583-1XXX
1 K 9 POS SIP	2	RM1, RM2	0508-00804-0200
00XX CUSTOM IC	1	IC 2D	0066-001CX-XAPX
04XX " "	1	" 2F	0066-003CX-XAPX
07XX " "	1	" 2C	0066-006CX-XAPX
11XX " "	1	" 3D	0066-018CX-XAPX
12XX " "	1	" 3J	0066-019CX-XAPX
74 LS 00	1	IC 4B	0300-00803-0027
74 LS 04	1	" 2A	0300-00803-0029
74 LS 08	1	" 1B	0300-00803-0030
74 LS 10	1	" 3A	0300-00803-0051
74 LS 20	1	" 4J	0300-00803-0052
74 LS 32	2	" 1A, 1F	0300-00803-0031
74 LS 74	1	" 4A	0300-00803-0032
74 LS 86	2	" 3B, 4H	0300-00803-0054
74 LS 138	1	" 1C	0300-00803-0033
74 LS 157	1	" 4K	0300-00803-0050
74 LS 161	6	" 1L, 1M, 1N, 2L, 2M, 2N	0300-00803-0044
74 LS 245	4	" 1E, 1H, 1J, 1K	0300-00803-0046
74 LS 273	2	" 1D, 3H	0300-00803-0038
74 LS 298	1	" 4L	0316-00803-0019
74 LS 365	2	" 3M, 3N	0316-00803-0020
74 LS 368	1	" 2B	0300-00803-0004
74 LS 377	1	" 4F	0316-00803-0021
74 LS 378	1	" 3K	0316-00803-0018
BP-ROM SPV-6 (SPI-5)	1	IC 4E	0316-00803-0017
PROM SPV-1	1	" 3C	0316-00803-0014
BP-ROM SPV-3 (SPI-4)	1	IC 3L	0316-00803-0016
PROM SPV-2	1	" 3F	0316-00803-0013
BP-ROM SPV-4 (SPI-6)	1	" 4C	0316-00803-0015
PAL SPV-5 (SPI-7)	1	" 4D	0316-00803-0012
N58725 P	4	IC 2E, 2H, 2J, 2K	0508-00803-2500
2148 STATIC RAM	2	" 4M, 4N	0550-00803-6200
FERRITE BEAD	4	FBI - FB4	0316-00804-0002
16 PIN IC SOCKET	3	ICS 3L, 4C, 4E	0508-00804-0700
20 PIN " "	1	" 4D	0550-00804-2300
24 PIN " "	5	" 2E, 2H, 2J, 2K, 3C	0508-00804-0500
28 PIN " "	6	" 2C, 2D, 2F, 3D, 3F, 3J	0508-00804-0400
50 PIN CONN	1	PI	0300-00804-1104
11 PIN " KK-156	1	J1	3000-16387-1111
RT ANGLE			
SCRW	4	PCMH1 - PCMH4	0316-00700-00XF

HEAT TREAT		SCALE		NO. REQ'D		PER		REVISIONS	
		FULL		1		1		Baby / MIDWAY MFG. CO.	
MATERIAL		FINISH		ASSEMBLY DWG		PART NO.		FRANKLIN PK ILL	
				SUPER PACMAN VIDEO P.C.		M051-00316 - D006			
				A084-91435-D316					



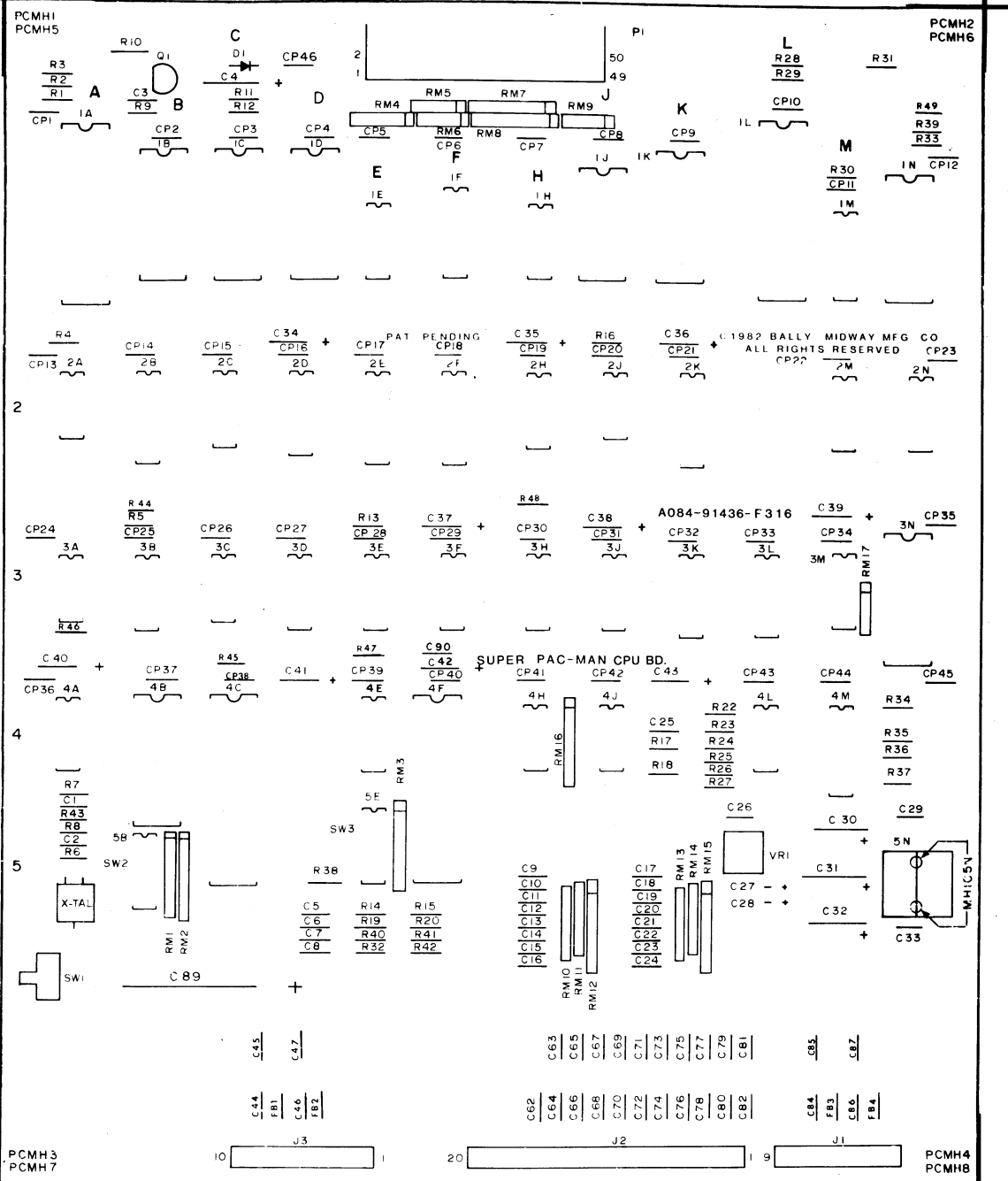
PROJECT ENG. J. SZERSZEN		DESIGNED BY SUPER PAC-MAN		DATE: 11/02/82	
SUPER PAC-MAN VIDEO BD. SCHEMATIC		PART NO. MO51-00316-C007		REVISED	
MO51-00316-C316		11/02/82			



# DESIGNATION LIST

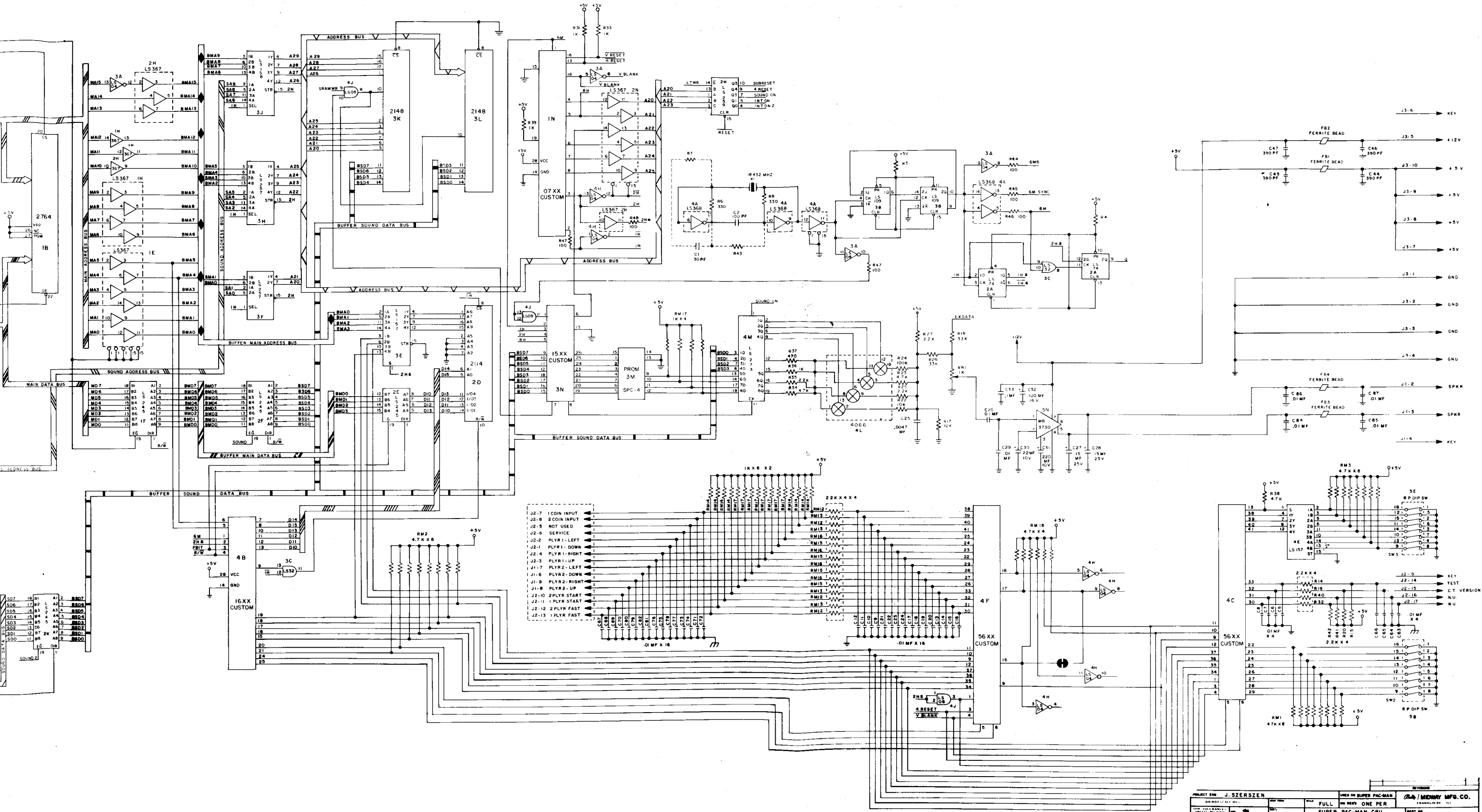
<u>DESIGNATION</u>	<u>DESCRIPTION</u>	<u>DESIGNATION</u>	<u>DESCRIPTION</u>	<u>DESIGNATION</u>	<u>DESCRIPTION</u>
C1	NOT USED				
C2	100 PF AX. CER.	RM1-RM3	4.7 K 9 PIN S.I.P. 8 POS.	IC 4A	74 LS368
C3	1000 PF " "	RM4-RM6	2.2 K 5 " " 4 "	" 4B	16 XX CUSTOM IC
C4	22 MF AX. ELECT.	RM7, RM8	2.2 K 9 " " 8 "	" 4C	56 XX CUSTOM IC
C5-C24	.01 MF AX. CER.	RM9	2.2 K 5 " " 4 "	" 4E	74 LS157
C25	.0047 MF " "	RM10, RM11	2.2 K 8 " " 4 "	" 4F	56 XX CUSTOM IC
C26	.1 MF " "	RM12	1K 9 " " 8 "	" 4H	74 LS 04
C27, C28	.15 MF AX. TANT.	RM13, RM14	2.2 K 8 " " 4 "	" 4J	74 LS 08
C29	.01 MF AX. CER.	RM15	1K 9 " " 8 "	" 4L	TC 4066 B
C30	22 MF AX. ELECT.	RM16	4.7 K 9 " " 8 "	" 4M	74 LS273
C31	220 MF " "	RM17	1K 5 " " 4 "		
C32	100 MF " "			IC 5N	MB 3730
C33	.1 MF AX. CER.				
C34-C43	4.7 MF AX. TANT.	VRI	1 K OHM POT	FB1-FB4	FERRITE BEAD
C44-C47	390 PF AX. CER.				
C62-C82, C84-C87	.01 MF " "				
C89	470 MF " "	DI	IN914B	ICS 1A	40 PIN IC SOCKET
C90	47 PF			" 1B, IC, IN	28 PIN " "
				" 1K	24 PIN " "
				" 1L	40 PIN " "
				" 1M	20 PIN " "
				" 2B	20 PIN " "
				" 3N	28 PIN " "
				" 4B	28 PIN " "
				" 4C, 4F	42 PIN " "
				" 3M	16 PIN " "
CPI CP46	.1 MF AX. CER.	Q1	2N3391A	J1	9 PIN KK-156 STR W/PIN 4 EXTRACTED
				J2	20 PIN " " " 9 "
				J3	10 PIN " " " 5 "
R1	NOT USED				
R2	1K OHM 1/4 W 5% CRBN	IC 1A	MC 68A09E CPU (1.5 MHZ)		
R3	470 " " " "	" 1B	EPROM SPC-1		
R4, R5	1K " " " "	" 1C	EPROM SPC-2		
R6	330 " " " "	" 1D	NOT USED		
R7	NOT USED	" 1E	74 LS 367		
R8	330 " " " "	" 1F	74 LS 245		
R9	47K " " " "	" 1H	74 LS 367		
R10	1K " " " "	" 1J	NOT USED		
R11	4.7K " " " "	" 1K	EPROM SPC-3		
R12	2.2K " " " "	" 1L	MC 68A09E CPU (1.5 MHZ)		
R13, R14	1K " " " "	" 1M	PAL IOL8 SPC-5 (SPI-2)		
R15	2.2K " " " "	" 1N	07XX CUSTOM IC		
R16	1K " " " "			PCMHI-PCHM4	P.C. BD. SPACER
R17	12K " " " "	IC 2A	74 LS 74	PCMHS-PCHM8	SCRW
R18	33K " " " "	" 2B	PAL IOL8 SPC-6 (SPI-1)		
R19	1K " " " "	" 2C	74 LS 138		
R20	2.2K " " " "	" 2D	2114 STATIC RAM	MHC5N	<u>MOUNTING HARDWARE</u>
		" 2E, 2F	74 LS 245		-(2) 4-40 HEX NUTS
		" 2H	74 LS 367		-(2) 4-40 X 8 SLT. PAN M.S
		" 2J	74 LS 74		-(2) WSH. 4 .125-.250-.032 FLT. ST.
		" 2K	74 LS 245		-(2) WSH. 4 .120-.250-.018 EXT. ST.
		" 2M	74 LS 259		
		" 2N	74 LS 367		
R22	10K " " " "			SW1	P.B SWITCH
R23	47K " " " "			SW2, SW3	8 POS. DIP SWITCH
R24	100K " " " "				
R25, R27	22K " " " "				
R26	33K " " " "				
R28	NOT USED				
R29	1K " " " "	IC 3A	74 LS 04		
R30	470 " " " "	" 3B	74 LS 109		
R31, R32, R33	1K " " " "	" 3C	74 LS 32		
R34	4.7K " " " "	" 3D	74 LS 161		
R35	2.2K " " " "	" 3E	74 LS 157		
R36	1K " " " "	" 3F, 3H	74 LS 257		
R37	470 " " " "	" 3J	74 LS 158	X-TAL 1	18.432 MHZ CRYSTAL
R38	4.7K " " " "	" 3K, 3L	STATIC RAM MB 8148-55/L-55		
R39, R40	1K " " " "	" 3M	BP-ROM SPC-4 (SPI-3)		
R41, R42	2.2K " " " "	" 3N	15 XX CUSTOM IC	A080-91436-F316	SUPER PAC-MAN CPU BD.
R43	NOT USED				
R44-R49	100 " " " "				

**CROSS REFERENCE LIST**



DESCRIPTION	QTY	DESIGNATION	PART NOS.	DESCRIPTION	QTY	DESIGNATION	PART NOS.
100 P.P. X. CER.	1	C2	0508-00800-0500	9 PIN CONN KK-156	1	J1	3000-16367-0910
390 P.P. "	4	C44-C47	0316-00800-0002	20 PIN " " "	1	J2	3000-16367-2015
47 P.P. "	1	C90	0316-00800-0003	10 PIN " " "	1	J3	3000-16367-1011
1000 P.P. "	1	C3	0550-00800-2400				
.0047 M.F. "	1	C25	0550-00800-2200	50 PIN RIBBON CONN	1	PI	0300-00804-1104
.01 M.F. "	46	C5-C24, C29, C62-C82, C84-C87	0508-00800-0800	CABLE ASSEMBLY	1		A300-00020-0000
.1 M.F. "	48	C26, C33, CP1-CP46	0508-00800-0900				
.15 M.F. X. TANT.	2	C27, C28	0508-00800-1000				
4.7 M.F. "	10	C34-C43	0316-00800-0001	<b>MOUNTING HARDWARE</b>		<b>MHIC5N</b>	
22 M.F. X. ELECT.	2	C4, C30	0508-00800-1200	4-40 HEX NUTS	2		0017-00103-0002
100 M.F. "	1	C32	0508-00800-1300	4-40 X 8 SLT. PAN.M.S.	2		0017-00101-0510
220 M.F. "	1	C31	0508-00800-1400	WSH. 4.125-.250-.032 FLT. ST.	2		0017-00104-0015
470 M.F. "	1	C89	0550-00800-1300	WSH. 4.120-.250-.018 EXT. ST.	2		0017-00104-0071
100 OHM 1/4W 5% CRBN	6	R44-R49	0062-110B3-1XXX	PC BD SPACER	4	PCMH1-PCMH4	0316-00700-00XF
330 OHM 1/4W 5% CRBN	2	R6, R8	0062-144B3-1XXX	SCRW	4	PCMH5-PCMH8	0017-00101-0339
470 " " "	3	R3, R30, R37	0062-156B3-1XXX				
1 K " " "	15	R2, R4, R5, R10, R13, R14, R16, R19, R29, R31, R32, R33, R36, R39, R40	0062-179B3-1XXX	P.B. SWITCH	1	SW1	0300-00804-0800
2.2 K " " "	6	R12, R15, R20, R35, R41, R42	0062-195B3-1XXX	8 POS. DIP SWITCH	2	SW2, SW3	0508-00804-1600
4.7 K " " "	3	R11, R34, R38	0062-211B3-1XXX				
10 K " " "	1	R22	0062-227B3-1XXX	18.432 MHZ CRYSTAL	1	X-TAL 1	0508-00804-1400
12 K " " "	1	R17	0062-231B3-1XXX				
22 K " " "	2	R25, R27	0062-243B3-1XXX				
33 K " " "	2	R18, R26	0062-251B3-1XXX	SUPER PAC-MAN CPU BD.	1	A080-91436-F316	
47 K " " "	2	R9, R23	0062-259B3-1XXX				
100K " " "	1	R24	0062-275B3-1XXX				
1 K 9 S.I.P. 8 POS.	2	RM12, RM15	0508-00804-0200				
1 K 5 " 4 "	1	RM17	0508-00804-0100				
2.2 K 5 S.I.P. 4 POS.	4	RM4-RM6, RM9	0316-00804-0001				
2.2 K 9 " 8 "	2	RM7, RM8	0508-00804-0300				
2.2 K 8 " 4 "	4	RM10, RM11, RM13, RM14	0508-00804-1200				
4.7 K 9 " 8 "	4	RM1-RM3, RM16	0508-00804-1000				
1 K OHM POT	1	VR1	0508-00804-1300				
IN914B	1	DI	0508-00801-0100				
2N3391A	1	Q1	0508-00802-0200				
74 LS00	2	IC 3A, 4H	0300-00803-0029				
74 LS00	1	" 4J	0300-00803-0030				
74 LS00	1	" 3C	0300-00803-0031				
74 LS00	2	" 2J, 2A	0300-00803-0032				
74 LS00	1	" 3B	0316-00803-0001				
74 LS00	1	" 2C	0300-00803-0033				
74 LS00	2	" 3E, 4E	0300-00803-0050				
74 LS00	1	" 3J	0300-00803-0049				
74 LS00	1	" 3D	0300-00803-0044				
74 LS00	4	" 2E, 2F, 2K, 1F	0300-00803-0046				
74 LS00	2	" 3F, 3H	0316-00803-0002				
74 LS00	1	" 2M	0316-00803-0003				
74 LS00	1	" 4M	0300-00803-0038				
74 LS00	4	" 1E, 1H, 2H, 2N	0300-00803-0039				
74 LS00	1	" 4A	0316-00803-0004				
07 XX CMOS IC	1	IC 1N	0066-006CX-XAPX				
15 XX " "	1	" 3N	0066-020CX-XAPX				
16 XX " "	1	" 4B	0066-021CX-XAPX				
56 XX " "	2	" 4C, 4F	0066-022CX-XAPX				
BP-ROM SPC-4 (SPI-3)	1	IC 3M	0316-00803-0008				
EPROM SPC-1	1	" 1B	0316-00803-0005				
" SPC-2	1	" 1C	0316-00803-0006				
" SPC-3	1	" 1K	0316-00803-0007				
MB 3730	1	" 5N	0066-188XX-XX4X				
MC 68A098 CPU(1.5MHZ)	2	" 1A, 1L	0316-00803-0011				
PAL 10L8 SPC-5 (SPI-2)	1	" 1M	0316-00803-0009				
PAL 10L8 SPC-6 (SPI-1)	1	" 2B	0316-00803-0010				
STATIC RAM MB8148-55/L-55	2	" 3K, 3L	0550-00803-6200				
TC 4066B	1	" 4L	0508-00803-5300				
2114 STATIC RAM	1	" 2D	0508-00803-0300				
FERRITE BEAD	4	FB1-FB4	0316-00804-0002				
16 PIN IC SOCKET	1	ICS 3M	0932-00817-0100				
20 PIN IC SOCKET	2	ICS 1M, 2B	0550-00804-2300				
24 PIN " "	1	" 1K	0508-00804-0500				
28 PIN " "	5	" 1B, 1C, 1N, 3N, 4B	0508-00804-0400				
40 PIN " "	2	" 1A, 1L	0508-00804-1800				
42 PIN " "	2	" 4C, 4F	0508-00804-1900				

PROJECT ENG: J. SZERSZEN		HEAT TREAT		SCALE FULL		USED ON SUPER PAC-MAN		PART NO. M051-00316-F008	
DATE 12/7/82		MATERIAL		NO REQ'D PER		FRANKLIN PARK, ILL.		ASSEMBLY DWG SUPER PAC-MAN CPU BD. A084-91436-F316	



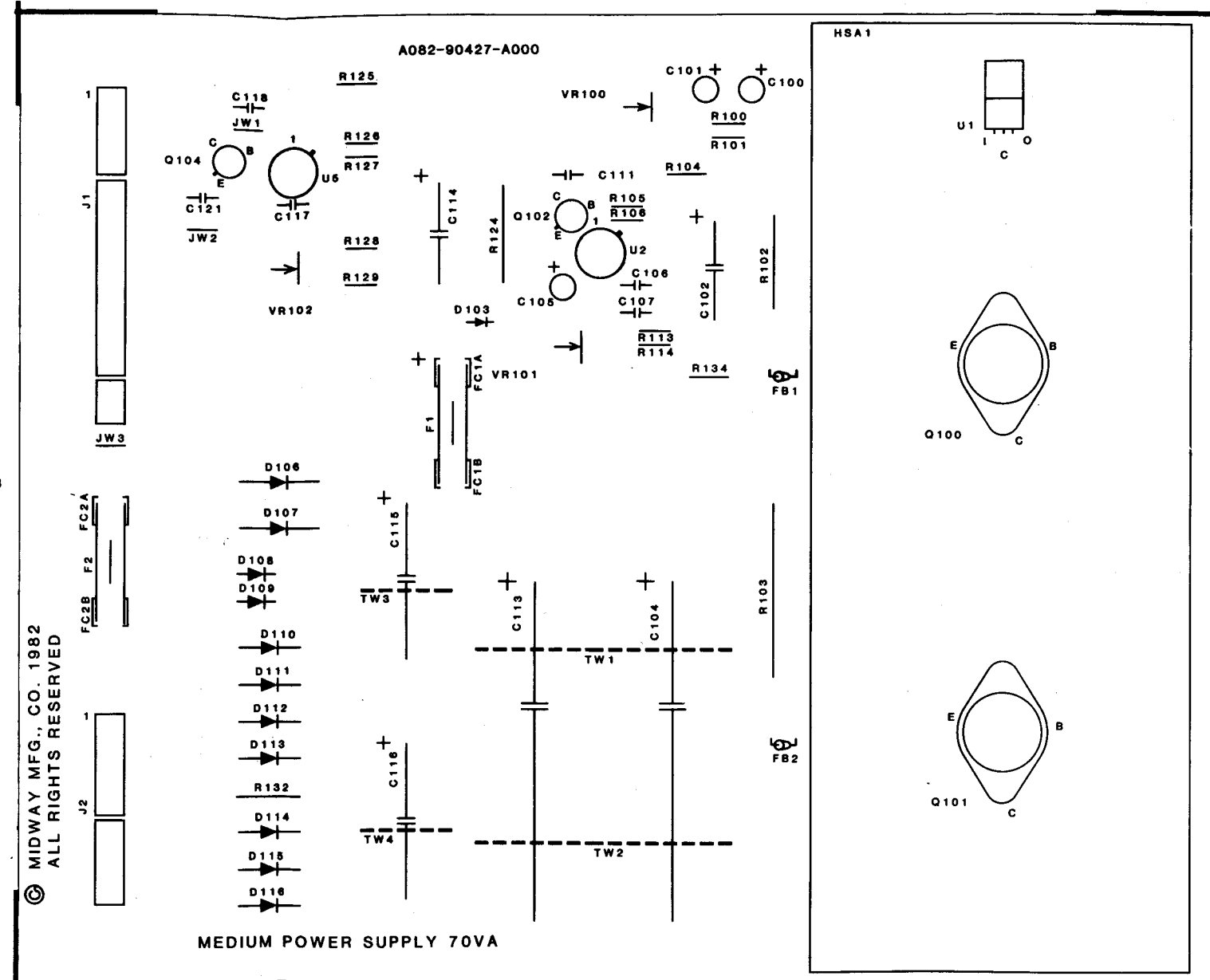
PROJECT ENG. J. SZERSZEN	DESIGNED BY SUPER PAC-MAN	REVISED BY
DATE: 12/77/82	FULL NO. REFS. ONE PER	DATE: 12/77/82
SUPER PAC-MAN CPU SCHEMATIC DWG. A084-91436-F316		FRANKLIN, N.J.
PART NO. MO51-00316 - F008		REVISIONS





# DESIGNATION LIST

DESIGNATION	DESCRIPTION	DESIGNATION	DESCRIPTION
C100	10 $\mu$ f RD TANT	D103	1N 4001
C101	0.47 $\mu$ f RD TANT 35 V	D106, 107	MR 750
C102	470 $\mu$ f AX. ELEC.	D108, 109	1N 4001
C104	25,000 $\mu$ f AX. ELEC.	D110 - D116	A15 F 50V 5A
C105	4.7 $\mu$ f RD TANT 35 V		
C106, 107	0.1 $\mu$ f	Q102, Q104	2N2905
C111	0.1 $\mu$ f		
C113	40,000 $\mu$ f AX. ELEC.	U2, U5	LM305
C114	470 $\mu$ f " " "		
C115	2200 $\mu$ f " " 25 V	FBI, FB2	FERRITE BEAD
C116	4700 $\mu$ f " " "	FBMH1, FBMH2	FERRITE BEAD
C117	47 pf		MTG HDRW.
C118	0.1 $\mu$ f		2-20G SOLID WIRE
C121	0.1 $\mu$ f		
R100	100 ohm 1/4 W 5% CRBN	HSA1	HEAT SINK ASSY.
R101	470 " " " "	MHSA	HEAT SINK ASSY MTG HDRW
R102	0.18 " 5 W " "		2-4-40 X 10 SLT RND
R103	0.16 " 15 W " "		4- WASHER, 4, 120- .250-018
R104	68 " 1/2 W " CRBN		2- 4-40 HEX NUT
R105	24 " 1/4 W " "		THERMAL COMPOUND
R106	270 " " " "		
R113	1.2 K " " " "	F1	FUSE, 1/4A, SLO-BLO
R114	560 " " " "	F2	FUSE, 1 AMP
R124	25 " 5W 10%	F1, F2	FUSE CLIP W/STOP
R125	68 " 1/2 W 5% CRBN		
R126	10 " 1/4 W 5% "	J1	2 POS. KK-156
R127	1 K " " " "	J1, J2	5 " " "
R128	6.2 K " " " "	J1	13 " " "
R129	1 K " " " "	J2	6 " " "
R132	150 " 2W 10%		
R134	68 " 1/2 W 5%	JW1, JW2, JW3	JUMPER WIRE
VR100, 101, 102	100 ohm POT	TW1-TW4	TIE WRAP
		LB1	TAG, FUSE 1/4A. SLO-BLO
		LB2	TAG, FUSE 1AMP
		LB3	TAG, PWR SPLY I. D.



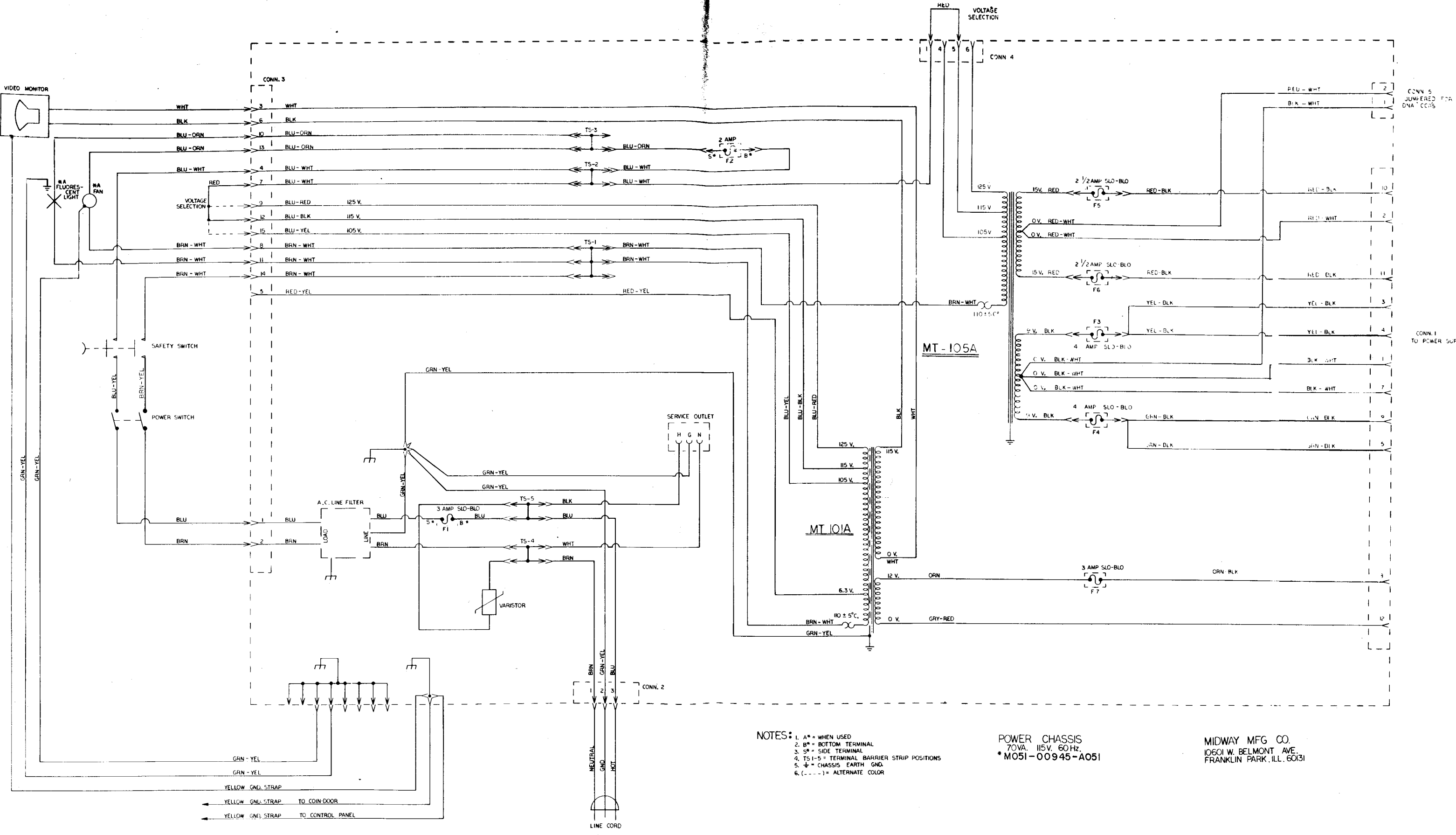
# CROSS REFERENCE LIST

QTY	DESIG. NOS.	PART NOS.	DESCRIPTION	QTY	DESIG. NOS.	PART NOS.
1	C117	0945-00811-0100				
5	C106, 107, 111, 118, 121	0945-00811-0200	2N2905	2	Q102, 104	0945-00808-0300
1	C101	0945-00816-1100				
1	C105	0945-00811-0400	LM305	2	U2, U5	0945-00813-0100
1	C100	0945-00816-1000				
2	C102, 114	0945-00816-0600	FERRITE BEAD	2	FB1, FB2	0017-00009-0225
1	C115	0945-00816-1300	FERRITE MTG. HDRW.		FBMH1, FBMH2	
1	C116	0945-00811-0700				
1	C104	0945-00816-1700	20 G SOLID WIRE	2	FBMH1, FBMH2	0017-00033-0139
1	C113	0945-00816-1800				
			HEAT SINK ASSY	1	HSA 1	A945-00008-0100
1	R103	0945-00815-0100				
1	R102	0945-00815-0200	4-40 X 10 SLT RND	2	HSA1	0017-00101-0727
1	R126	0062-051B3-1XXX	WSH, 4, 120-.250-018	4	HSA1	0017-00104-0071
1	R105	0062-065B3-1XXX	4-40 HEX NUT	2	HSA1	0017-00103-0002
1	R124	0945-00815-1000				
3	R104, 125, 134	0062-098D3-1XXX	FUSE, 1/4 A SLO-BLO	1	F1	0017-00003-0446
1	R100	0062-110B3-1XXX	FUSE, 1 AMP	1	F2	0017-00003-0001
1	R132	0945-00812-0200	FUSE CLIP W/STOP	4	F1, F2	0017-00071-0033
1	R106	0062-138B3-1XXX				
1	R101	0062-156B3-1XXX	2 POS. KK-156 CONN.	1	J1	3000-16387-0200
1	R114	0062-162B3-1XXX	5 " " " "	2	J1, J2	3000-16387-0500
2	R127, 129	0062-179B3-1XXX	6 " " " "	1	J2	3000-16387-0600
1	R113	0062-183B3-1XXX	13 " " " "	1	J1	3000-16387-1300
1	R128	0062-217B3-1XXX				
			22 AWG 2 1/2 IN.	3	JW1, JW2, JW3	0151-00087-0000
3	VR 100, 101, 102	0945-00814-0000	TIE WRAP 7 5/8 IN.	2	TW3, TW4	0945-00814-0300
			TIE WRAP 10 3/4 IN.	2	TW1, TW2	0945-00814-0400
7	D110- D116	0945-00804-0200	TAG, FUSE 1/4 A. SLO-BLO	1	LB1	M051-00945-A020
			TAG, FUSE 1 AMP	1	LB2	M051-00945-A021
3	D103, 108, 109	0945-00804-0300	TAG, PWR SPLY I.D.	1	LB3	M051-00945-A022
2	D106, 107	0945-00804-0800	70 VA PWR SPLY PC.	1	---	A080-90421-C000
			HEAT SINK ASSY	1	---	0017-00033-0139

REVISIONS	

PROJECT ENG <b>J. JARON</b>		USED ON BLUEPRINT		<b>REVISIONS</b> <i>Baby</i> / <b>MIDWAY MFG. CO.</b> FRANKLIN PK ILL.	
DO NOT SCALE DRG		SCALE <b>FULL</b>	NO. REQ'D   PER		
DIM TOLERANCES UNLESS NOTED		HEAT TREAT	ASSY DRWG. MED P.S. 70 VA		PART NO. <b>M051 - 00945 - A031</b>
DRG <b>TBB</b>	MAT'L.	(A082-90421-C000)			
CHKD.	FINISH	A082-90427-A000			
DATE <b>12/2/82</b>					

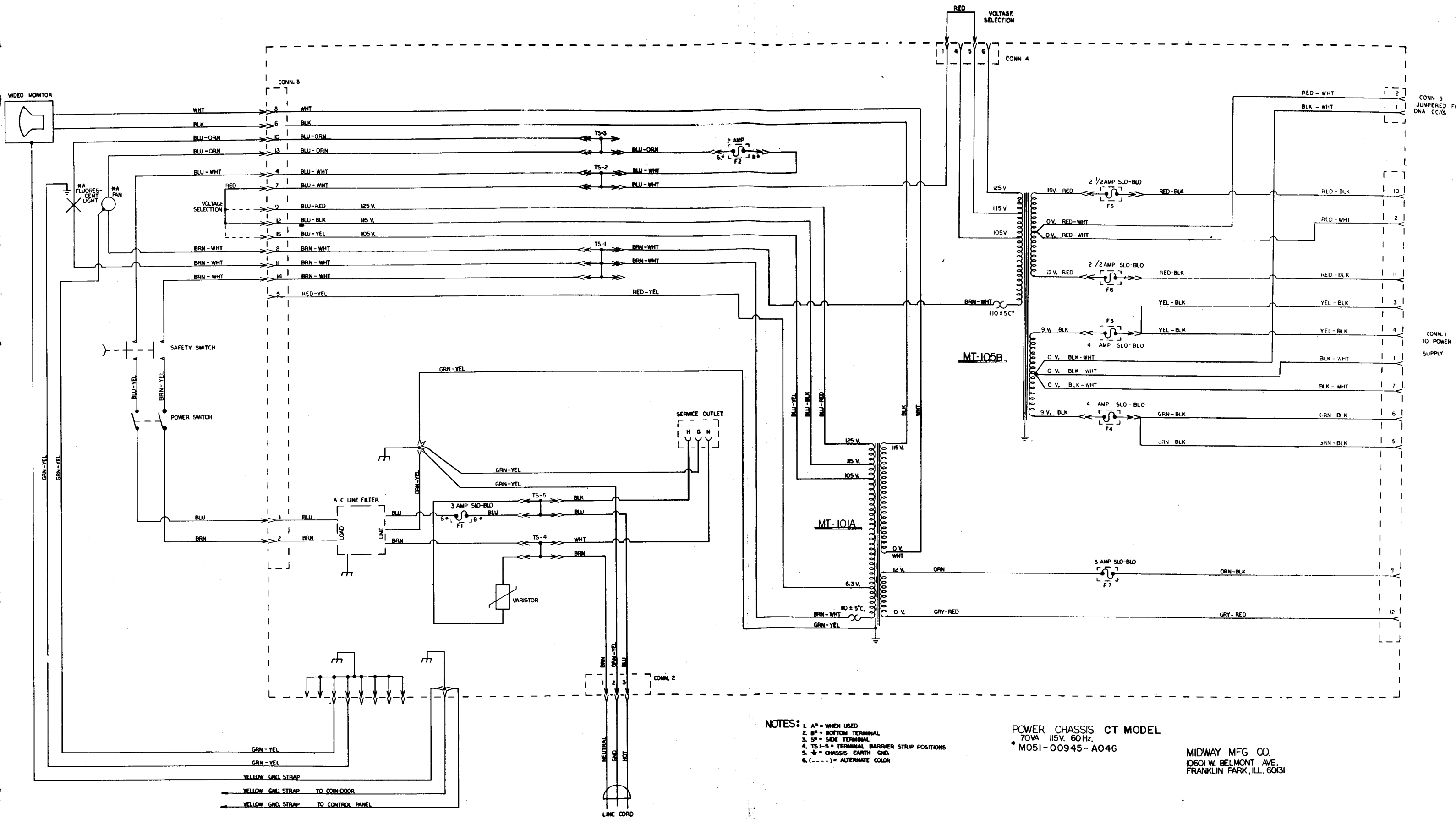




- NOTES:
1. A\* = WHEN USED
  2. B\* = BOTTOM TERMINAL
  3. S\* = SIDE TERMINAL
  4. TS-1-5 = TERMINAL BARRIER STRIP POSITIONS
  5. ⊥ = CHASSIS EARTH GND.
  6. (---) = ALTERNATE COLOR

POWER CHASSIS  
 70VA. 115V. 60Hz.  
 \*M051-00945-A051

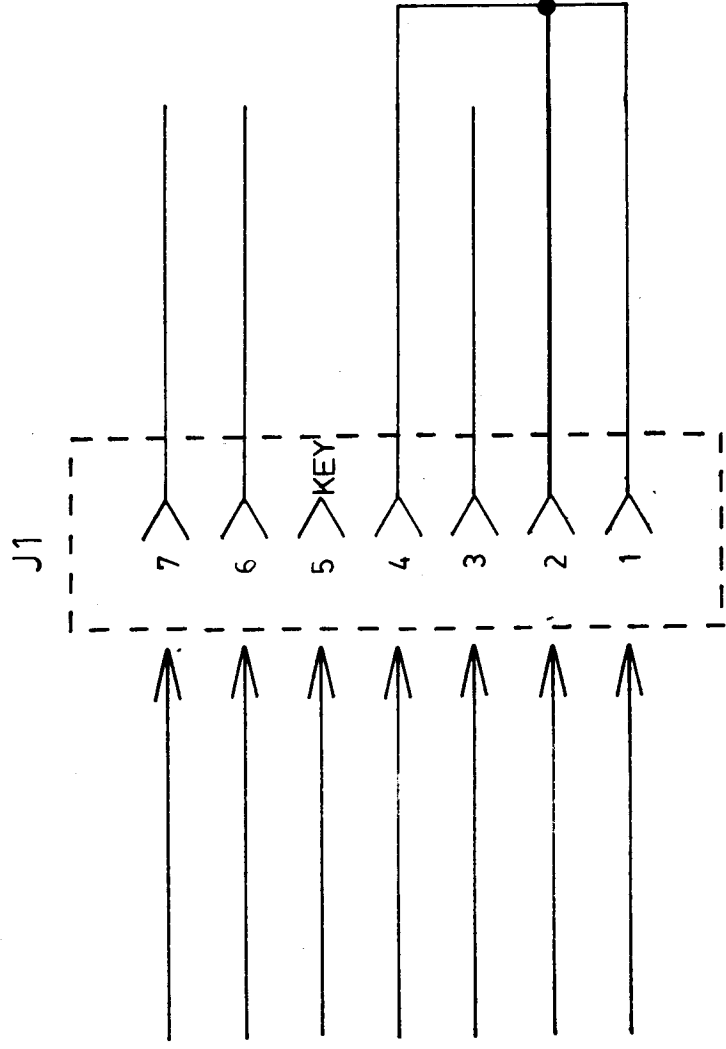
MIDWAY MFG CO.  
 10601 W. BELMONT AVE.  
 FRANKLIN PARK, ILL. 60131



NOTES: 1. A\* = WHEN USED  
 2. B\* = BOTTOM TERMINAL  
 3. S\* = SIDE TERMINAL  
 4. TS-1-5 = TERMINAL BARRIER STRIP POSITIONS  
 5. + = CHASSIS EARTH GND.  
 6. (---) = ALTERNATE COLOR

POWER CHASSIS CT MODEL  
 70VA 115V. 60Hz.  
 \*M051-00945-A046

MIDWAY MFG CO.  
 10601 W. BELMONT AVE.  
 FRANKLIN PARK, ILL. 60131



PROJ. ENG.: J. SZERSZEN THIS DWG. IS CONFIDENTIAL & PROPERTY OF MIDWAY MFG. CO.

DIM. TOLERANCES UNLESS OTHERWISE SPEC.		FIRST USED ON	
CONCENTRICITY T.I.R. . . . . ± .002	FRACTIONAL . . . . . ± .1/64	DRN	PAC-MAN
DECIMAL . . . . . ± .005	HOLE DIA. . . . . + .002 - .000	MECH. CHK. <i>Szf</i>	DATE 8/20/82
ANGLE . . . . . ± 1/2°	DO NOT SCALE DWG.	ELEC. CHK.	MAT'L
		SCALE NONE	

**MIDWAY MFG. CO.**  
FRANKLIN PK., IL. 60131 A BALLY CO.

SCHEMATIC DRAWING, CREDIT MULTI.  
BYPASS P. C. BOARD  
A082-91109-A000

REVISIONS

PART NO. M:O 5 1 - 0 0 9 3 2 - A 0 2 8

BRUNING-40-107

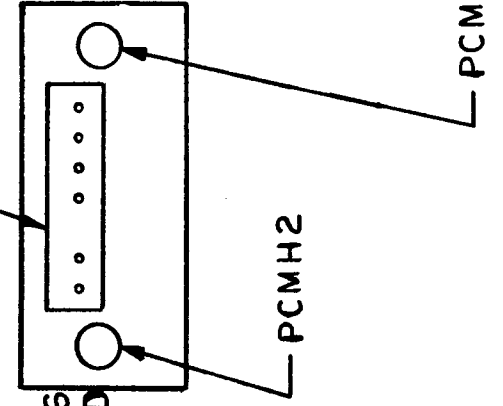
9 1 0

DESIGNATION LIST

DESIGNATION	DESCRIPTION
J1	7 PIN CONN. KK-156 W/PIN 3 REMOVED
PCMH1, PCMH2	1/8" HEYCO NUT

CROSS REFERENCE LIST

DSCRIP.	QTY	DESIG.	PART NOS.
7 PIN CONN. KK-156 W/PIN 3 REMOVED	1	J1	0932-00817-0400
1/8" HEYCO NUT	2	PCMH1, PCMH2	0017-00042-0014
PC BD	1	—	A080-91109-A000



PROJ. ENG = J. SZERSZEN THIS DWG. IS CONFIDENTIAL & PROPERTY OF MIDWAY MFG. CO.

DIM. TOLERANCES UNLESS OTHERWISE SPEC.		FIRST USED ON	
CONCENTRICITY T.I.R. . . . . ± .002	FRACTIONAL . . . . . ± .1/64	DRN	PAC-MAN
DECIMAL . . . . . ± .005	HOLE DIA. . . . . + .002 - .000	MECH. CHK. <i>TBB</i>	DATE 08/18/82
ANGLE . . . . . ± 1/2°	DO NOT SCALE DWG.	ELEC. CHK.	MAT'L
		SCALE FULL	

**MIDWAY MFG. CO.**  
FRANKLIN PK., IL. 60131 A BALLY CO.

ASSEMBLY DWG  
CREDIT MULTI. BYPASS PC BD  
A082-91109-A000

REVISIONS

PART NO. M:O 5 1 - 0 0 9 3 2 - A 0 2 7